

York

400





401

York



IP23

IP44



Outdoor lamps, die cast aluminium body in antique black finish with brown patina, glass diffusers in "Waterglass" finish.

Serie de lămpi pentru exterior, corp din aluminiu turnat sub presiune finisat negru antic cu patină maro, dispersoare din sticlă decorativă tip "Waterglass".

Serie di lampade per esterni, corpo in pressofusione di alluminio finitura nero anticato patinato marrone, diffusori in vetro "Waterglass".

Серия светильников, корпус из алюминия, литого под давлением, с отделочным слоем античного чёрного цвета с коричневой патиной, диффузоры из декоративного стекла типа "Waterglass".

Kültéri lámpasorozat, nyomás alatt öntött alumínium test, antik fekete festés, barna fényvel, "Waterglass" típusú díszítő üveg diszperzörök.

Серия екстериорни лампи, тяло от алуминий, лят под налягане, с антично черно покритие, с кафява ръжда, разсейатели от декоративно стъкло, тип "Waterglass".

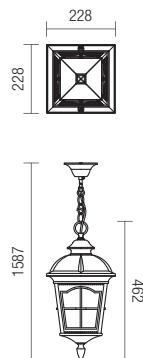
Vonkajšie svietidlá hliníkovej zliatiny antickej čiernej a hnedej patiny, sklenený difúzor typu "Waterglass".



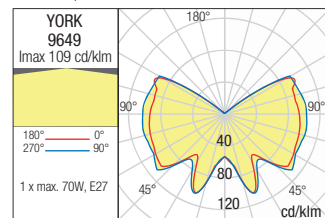
SUSPENSION • SUSPENSIE

Type	Code	Power	Socket	Input voltage	Input frequency
	9649	1 x max. 70W	E27	230V	50Hz

Dimension



Photometry



CEILING LAMP • PLAFONIERĂ

WALL LAMP • APLICĂ



IP44



IP23

Type	Code	Power	Socket	Input voltage	Input frequency
------	------	-------	--------	---------------	-----------------



9650

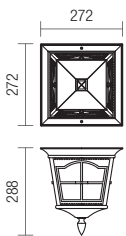
2 x max. 42W

E14

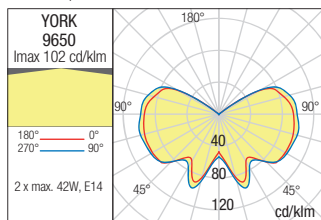
230V

50Hz

Dimension



Photometry



Type	Code	Power	Socket	Input voltage	Input frequency
------	------	-------	--------	---------------	-----------------



9651

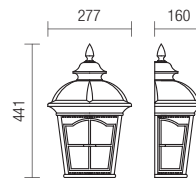
1 x max. 70W

E27

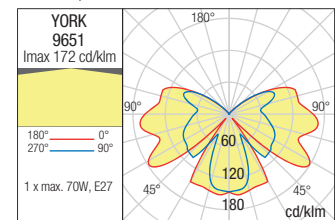
230V

50Hz

Dimension



Photometry



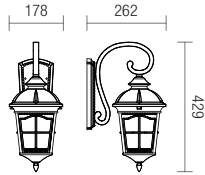
York



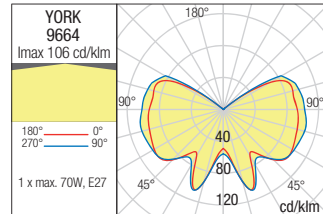
WALL LAMPS • APLICE

Type	Code	Power	Socket	Input voltage	Input frequency
	9664	1 x max. 70W	E27	230V	50Hz

Dimension

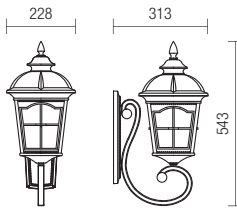


Photometry

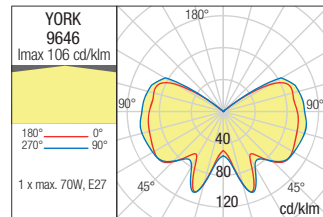


Type	Code	Power	Socket	Input voltage	Input frequency
	9646	1 x max. 70W	E27	230V	50Hz

Dimension



Photometry




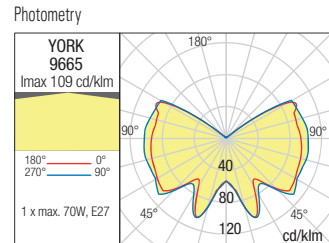
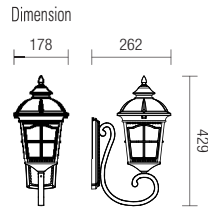
404




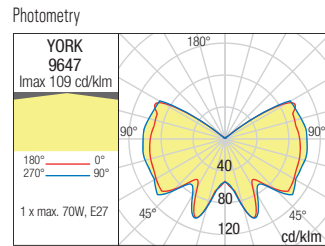
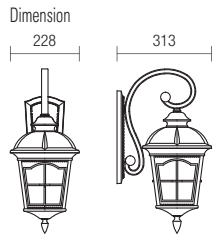
WALL LAMPS • APLICE




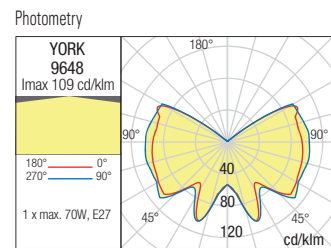
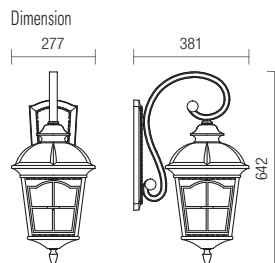
Type	Code	Power	Socket	Input voltage	Input frequency
	9665	1 x max. 70W	E27	230V	50Hz



Type	Code	Power	Socket	Input voltage	Input frequency
	9647	1 x max. 70W	E27	230V	50Hz



Type	Code	Power	Socket	Input voltage	Input frequency
	9648	1 x max. 70W	E27	230V	50Hz

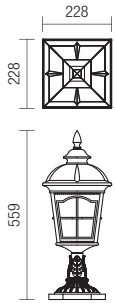


York

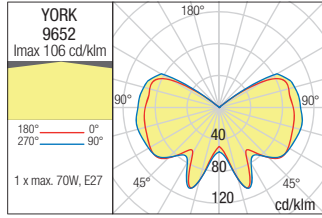


406

BOLLARD S•STÄLPIŞORI

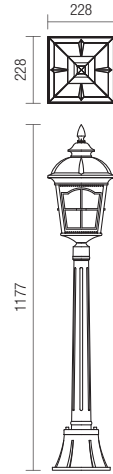


Dimension

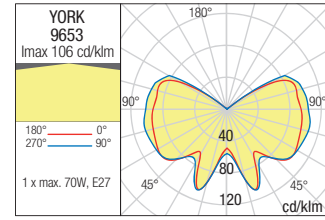


Photometry

Type	Code	Power	Socket	Input voltage	Input frequency
	9652	1 x max. 70W	E27	230V	50Hz



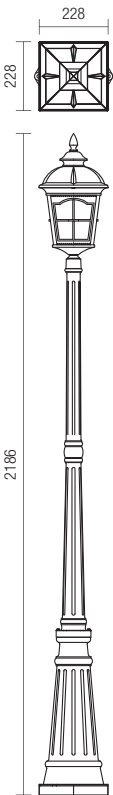
Dimension



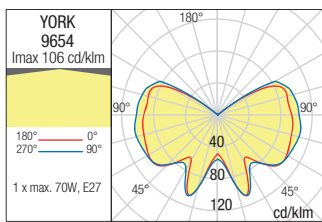
Photometry

Type	Code	Power	Socket	Input voltage	Input frequency
	9653	1 x max. 70W	E27	230V	50Hz

POLES•STÄLPI

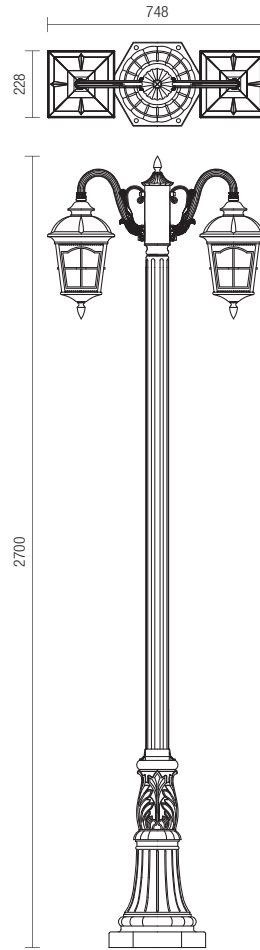


Dimension

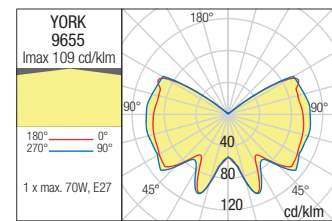


Photometry

Type	Code	Power	Socket	Input voltage	Input frequency
	9654	1 x max. 70W	E27	230V	50Hz



Dimension



Photometry

Type	Code	Power	Socket	Input voltage	Input frequency
	9655	2 x max. 70W	E27	230V	50Hz