

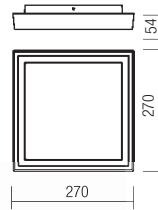


CEILING LAMP • PLAFONIERĂ

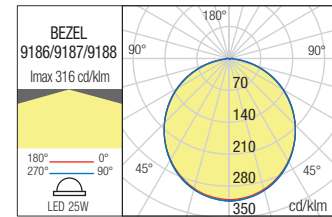
Type	Code	Finish
	9186	MWH
	9187	DG
	9188	DB

LED type	Input voltage	Power	Luminous Flux Source/system	CCT	CRI
SMD LED EDISON, 264 pcs.	220-240V	25W	2680/1950 lm	3000K	80

Dimension



Photometry

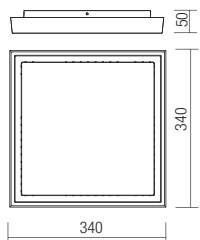


CEILING LAMP • PLAFONIERĂ

Type	Code	Finish
	9189	MWH
	9190	DG
	9191	DB

LED type	Input voltage	Power	Luminous Flux Source/system	CCT	CRI
SMD LED EDISON, 299 pcs.	220-240V	30W	3181/2550 lm	3000K	80

Dimension



Photometry

