

19 Wall Recessed & Inground>The Asymmetric Inground

69062/W



8W COB LED inground assymetrical beam, IP67, stainless steel 316, for path illumination.

Supplied with non-dimmable LED driver.

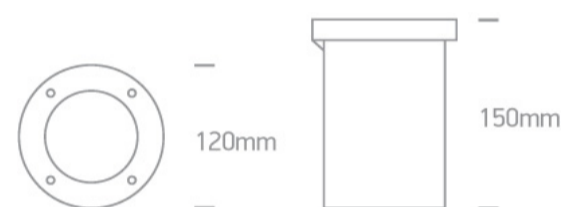
Complies with standard EN60598-1 and any other specific standards.



Downloads



Dimensions



Gallery






Physical Specification

Item Group	19 Wall Recessed & Inground
Family	The Asymmetric Inground
Order Code	69062/W
Colour	Stainless Steel
Material	Stainless Steel 316
Shape	Circular
Height	150mm

Diameter	120mm
Cutout Hole Diameter	115mm
Inground	Yes
Depth Required	170mm+300mm drainage
Indoor	Yes
Outdoor	Yes
Adjustable	No
IK Rating	8


Electrical Characteristics

Gear	Built In
Fitting + Driver	
Input Voltage	220-240V
50 Hz	Yes
60 Hz	Yes
Safety Class	
Power(Watts)	8W
IP Rating	IP67
Light Source	LED built in
Dimmable	No
Cable Length	200cm
F Mark	


Fitting	
Input Type	Constant Current
Input Current	350mA
Voltage	22V
Safety Class	
Power(Watts)	7,7W
IP Rating	IP67

Light Source	LED built in
LED Type	SMD 2835
LED Brand	Edison

Gear

Gear Type	Led Driver
Input Voltage	220-240V
50 Hz	Yes
60 Hz	Yes
Power(Watts)	4,55-7,7W
Power Factor	0,9
Constant Current	Yes
350mA	13-22V
IP Rating	IP20
Safety Class	
Dimmable	No
Ambient Temp	-20~+55°C
Operating Temp	80°C
Housing Material	Plastic
Output Terminal	Connector
Brand	HEP
Protection	Short Circuit

Illumination Data

Colour Temperature	3000K
Lumen Output	180lm
Light Efficiency	22,5lm/W
CRI	80
Illumination Diagram	

Packing Info

Pcs/Carton

12

Pobrano z mamadecor.pl

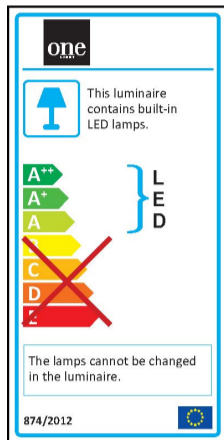
Barcode

5291889066071

HS Code

9405409900

Energy Label



Certification & Warranty

Warranty

2 Years

Weee Directive

Yes

switch to
one light!

one
LIGHT

