

19 Wall Recessed &amp; Inground&gt;Ground Surface Mounted Range

69058C/G/W



4x3W COB LED Surface ground, IP67 for path illumination.

Supplied with non-dimmable LED driver.

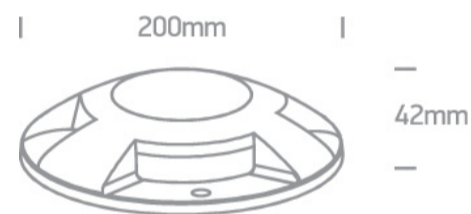
Complies with standard EN60598-1 and any other specific standards.



## Downloads



## Dimensions



## Gallery



## Physical Specification

Item Group

19 Wall Recessed &amp; Inground

Family

Ground Surface Mounted Range

Order Code

69058C/G/W

Colour

Grey

Material

Die Cast

Shape



Circular

Height

42mm

Diameter	200mm
Surface Floor/Ground	Yes
Indoor	Yes
Outdoor	Yes
Adjustable	No
IK Rating	10

## Electrical Characteristics

Gear	Built In
Fitting + Driver	
Input Voltage	220-240V
50 Hz	Yes
60 Hz	Yes
Safety Class	
Power(Watts)	4x3W
IP Rating	IP67
Light Source	LED built in
Dimmable	No
F Mark	

## Fitting

Input Type	Constant Current
Input Current	300mA
Voltage	33V
Power(Watts)	4x2,5W
IP Rating	IP67
Light Source	LED built in
LED Type	COB
LED Brand	Edison

## Gear

Gear Type

Led Driver

Input Voltage

220-240V

50 Hz

Yes

60 Hz

Yes

Power(Watts)

9-12W

Power Factor

0,9

Constant Current

Yes

300mA

30-40V

IP Rating

IP20

Safety Class



Dimmable

No

Housing Material

Plastic

Output Terminal

Connector

Brand

Eaglerise

## Illumination Data

Colour Temperature

3000K

Lumen Output

600lm

Light Efficiency

50lm/W

CRI

80

Illumination Diagram



## Packing Info

Pcs/Carton

12

Barcode

5291889065845

HS Code

9405409900

Certification & Warranty

Warranty

2 Years

Weee Directive

Yes

switch to  
**one light!**

one  
LIGHT

