

19 Wall Recessed & Inground>The GU10 Inground Adjustable Range

69048G

Stainless steel 316



10W Inground adjustable MR16 fitting with GU10 lampholder, IP67.

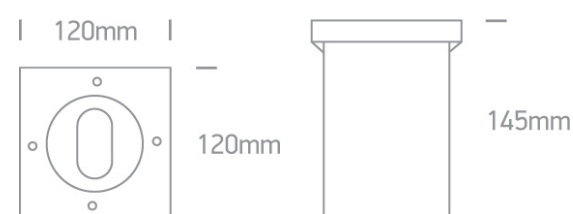
Complies with standard EN60598-1 and any other specific standards.



Downloads



Dimensions



Gallery



Physical Specification

Item Group

19 Wall Recessed & Inground

Family

The GU10 Inground Adjustable Range Stainless steel 316

Order Code

69048G

Colour

Stainless Steel

Material

Stainless Steel 316

Shape



Rectangular

Length

120mm

Width	120mm
Height	145mm
Cutout Hole Diameter	115mm
Inground	Yes
Depth Required	160mm+300mm drainage
Indoor	Yes
Outdoor	Yes
Adjustable	1 Direction

Electrical Characteristics

Gear	No
Fitting + Driver	
Input Voltage	100-240V
50 Hz	Yes
60 Hz	Yes
Safety Class	
Power(Watts)	10W
IP Rating	IP67
Light Source	Replaceable lamp
Lamp Holder	GU10
Number of Lamps	1
Dimmable	N/A
F Mark	

Illumination Data

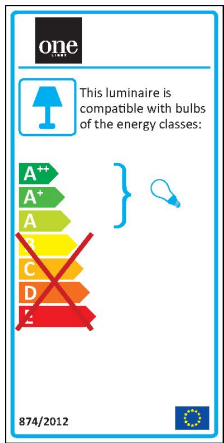
Illumination Diagram	
----------------------	---

Packing Info

Box Length	20cm
------------	------

Box Width	13,5cm
Box Height	13,5cm
Box Weight	1Kg
Pcs/Carton	12
Barcode	5291889053323
HS Code	9405409900

Energy Label



Certification & Warranty

Warranty	2 Years
Weee Directive	Yes

switch to
one light!

one
LIGHT

