

19 Wall Recessed & Inground>The GU10 Inground Adjustable Range

69046G

Stainless steel 316



10W Inground adjustable MR16 fitting with GU10 lampholder, IP67.

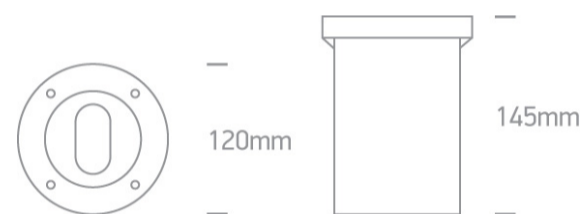
Complies with standard EN60598-1 and any other specific standards.



Downloads



Dimensions



Gallery



Physical Specification

Item Group

19 Wall Recessed & Inground

Family

The GU10 Inground Adjustable Range Stainless steel 316

Order Code

69046G

Colour

Stainless Steel

Material

Stainless Steel 316

Shape

Circular

Height



145mm

Diameter	120mm
Cutout Hole Diameter	115mm
Inground	Yes
Depth Required	160mm+300mm drainage
Indoor	Yes
Outdoor	Yes
Adjustable	1 Direction

Electrical Characteristics

Gear	No
------	----

Fitting + Driver

Input Voltage	100-240V
50 Hz	Yes
60 Hz	Yes
Safety Class	
Power(Watts)	10W
IP Rating	IP67
Light Source	Replaceable lamp
Lamp Holder	GU10
Number of Lamps	1
Dimmable	N/A
F Mark	

Illumination Data

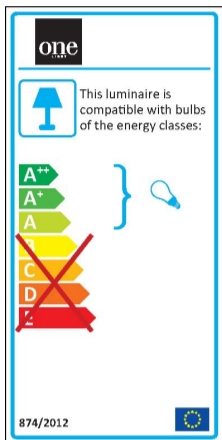
Illumination Diagram	
----------------------	---

Packing Info

Box Length	20cm
Box Width	13,5cm

Box Height	13,5cm
Box Weight	1Kg
Pcs/Carton	12
Barcode	5291889053330
HS Code	9405409900

Energy Label



Certification & Warranty

Warranty	2 Years
Weee Directive	Yes

switch to
one light!

one
LIGHT

