

19 Wall Recessed & Inground>Outdoor Dark Light Wall Recessed Die cast

68068/W/W

3W LED wall recessed light, IP65, ideal for both indoor and outdoor installation.

Complete 350mA driver.

Supplied with box for concrete installation

Complies with standard EN60598-1 and any other specific standards.



Downloads



Dimensions



Physical Specification

Item Group	19 Wall Recessed & Inground
Family	Outdoor Dark Light Wall Recessed Die cast
Order Code	68068/W/W
Colour	White
Material	Die Cast
Shape	Circular
Height	35mm
Diameter	114mm
Cutout Hole Diameter	110mm Concrete 100mm Gypsum
Recessed wall	Yes
Depth Required	60mm
Indoor	Yes

Outdoor

Yes

Pobrano z mamadecor.pl

Adjustable

No

Electrical Characteristics

Gear

Built In

Fitting + Driver

Input Voltage

100-240V

50 Hz

Yes

60 Hz

Yes

Safety Class



Power(Watts)

3W

IP Rating

IP65

Light Source

LED built in

Dimmable

No

F Mark



Fitting

Input Type

Constant Current

Input Current

350mA

Voltage

8V

Safety Class



Power(Watts)

2,8W

IP Rating

IP65

Light Source

LED built in

LED Type

SMD 2835

LED Brand

Osram


LED Number

6


F Mark



Gear

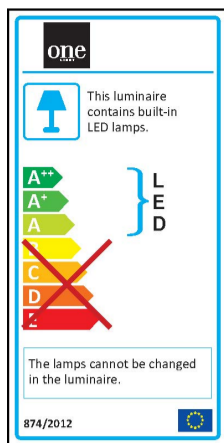
Gear Type	Led Driver
Input Voltage	100-240V
50 Hz	Yes
60 Hz	Yes
Power(Watts)	1-4W
Power Factor	0,5
Constant Current	Yes
350mA	3-10V
IP Rating	IP20
Safety Class	
Brand	Galoppato
Protection	0

Illumination Data

Colour Temperature	3000K
Lumen Output	300lm
Light Efficiency	100lm/W
CRI	80
Illumination Diagram	
Dark Light	Yes

Packing Info

Box Length	13cm
Box Width	7,5cm
Box Height	13cm
Box Weight	0,4Kg
Pcs/Carton	24
Barcode	5291889049524
HS Code	9405409900



Certification & Warranty

Warranty

2 Years

Weee Directive

Yes

switch to
one light!

