

19 Wall Recessed & Inground>Outdoor Dark Light Wall Recessed Die cast

68062/AN/W

3,6W LED wall recessed light, IP65, ideal for both indoor and outdoor installation.

Complete with 350mA driver.

Supplied with box for concrete installation

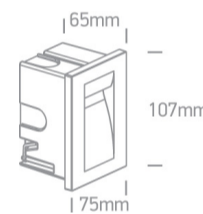
Complies with standard EN60598-1 and any other specific standards.



Downloads



Dimensions






Physical Specification

Item Group	19 Wall Recessed & Inground
Family	Outdoor Dark Light Wall Recessed Die cast
Order Code	68062/AN/W
Colour	Anthracite
Material	Die Cast
Shape	Rectangular
Length	65mm
Width	107mm
Height	65mm
Cutout Hole Width	62mm
Cutout Hole Length	97mm
Recessed wall	Yes

Depth Required	65mm
Indoor	Yes
Outdoor	Yes
Adjustable	No

Electrical Characteristics

Gear	Built In
Fitting + Driver	
Input Voltage	100-240V
50 Hz	Yes
60 Hz	Yes
Safety Class	
Power(Watts)	3,6W
IP Rating	IP65
Light Source	LED built in
Dimmable	No
F Mark	

Fitting	
Input Type	Constant Current
Input Current	350mA
Voltage	9V
Safety Class	
Power(Watts)	3W
IP Rating	IP65
Light Source	LED built in
LED Type	SMD
LED Brand	Philips
LED Number	6

Gear

Gear Type

Led Driver

Input Voltage

100-240V

50 Hz

Yes

60 Hz

Yes

Power(Watts)

1-4W

Power Factor

0,5

Constant Current

Yes

350mA

3-10V

IP Rating

IP20

Safety Class



Brand

KGP

Protection

0

Illumination Data

Colour Temperature

3000K

Lumen Output

100lm

Light Efficiency

27,78lm/W

CRI

80

Beam Angle

53°

Illumination Diagram



Dark Light

Yes

Packing Info

Box Length

13cm

Box Width

10cm

Box Height

10,5cm

Box Weight

0,4Kg

Pcs/Carton

24

Pobrano z mamadecor.pl

Barcode

5291889057468

HS Code

9405409900

Certification & Warranty

Warranty

2 Years

Weee Directive

Yes

switch to
one light!

one
LIGHT

