

## 13 Wall &amp; Ceiling LED&gt;Outdoor Wall Cylinders

## 67138E/G/W



6W Outdoor Wall Cylinder, IP54.

Complete with driver.

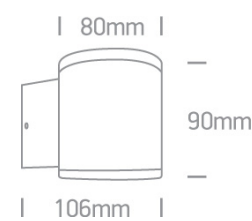
Complies with standard EN60598-1 and any other specific standards.



## Downloads






## Dimensions



## Physical Specification

|              |                        |
|--------------|------------------------|
| Item Group   | 13 Wall & Ceiling LED  |
| Family       | Outdoor Wall Cylinders |
| Order Code   | 67138E/G/W             |
| Colour       | Grey                   |
| Material     | Die Cast               |
| Shape        | Circular               |
| Height       | 90mm                   |
| Diameter     | 80mm                   |
| Surface Wall | Yes                    |
| Indoor       | Yes                    |
| Outdoor      | Yes                    |


| Gear             | Built In                                                                              |
|------------------|---------------------------------------------------------------------------------------|
| Fitting + Driver |                                                                                       |
| Input Voltage    | 100-240V                                                                              |
| 50 Hz            | Yes                                                                                   |
| 60 Hz            | Yes                                                                                   |
| Safety Class     |    |
| Power(Watts)     | 6W                                                                                    |
| IP Rating        | IP54                                                                                  |
| Light Source     | LED built in                                                                          |
| Dimmable         | No                                                                                    |
| F Mark           |  |

| Fitting       |                                                                                       |
|---------------|---------------------------------------------------------------------------------------|
| Input Type    | Constant Current                                                                      |
| Input Current | 500mA                                                                                 |
| Voltage       | 10V                                                                                   |
| Safety Class  |  |
| Power(Watts)  | 5W                                                                                    |
| IP Rating     | IP54                                                                                  |
| Light Source  | LED built in                                                                          |
| LED Type      | COB                                                                                   |
| LED Brand     | Cree                                                                                  |

| Gear          |            |
|---------------|------------|
| Gear Type     | Led Driver |
| Input Voltage | 100-240V   |
| 50 Hz         | Yes        |
| 60 Hz         | Yes        |
| Power(Watts)  | 3-6W       |

|                  |                                                                                     |
|------------------|-------------------------------------------------------------------------------------|
| Power Factor     | 0,5                                                                                 |
| Constant Current | Yes                                                                                 |
| 500mA            | 6-12V                                                                               |
| IP Rating        | IP20                                                                                |
| Safety Class     |  |
| Dimmable         | No                                                                                  |
| Ambient Temp     | 50°C                                                                                |
| Operating Temp   | 70°C                                                                                |
| Brand            | Eaglerise                                                                           |

### Illumination Data

|                      |                                                                                       |
|----------------------|---------------------------------------------------------------------------------------|
| Colour Temperature   | 3000K                                                                                 |
| Lumen Output         | 440lm                                                                                 |
| Light Efficiency     | 73,33lm/W                                                                             |
| CRI                  | 80                                                                                    |
| Beam Angle           | 35°                                                                                   |
| Illumination Diagram |  |

### Packing Info

|            |               |
|------------|---------------|
| Box Length | 12cm          |
| Box Width  | 9cm           |
| Box Height | 10cm          |
| Box Weight | 0.583kg       |
| Pcs/Carton | 12            |
| Barcode    | 5291889024255 |
| HS Code    | 9405409900    |

Certification & Warranty

Warranty

2 Years

Weee Directive

Yes

switch to  
**one light!**

one  
LIGHT

