


19 Wall Recessed & Inground>Dark Light Wall Recessed

68006N/W



1W, Indoor and outdoor wall recessed LED light, ideal for step and corridor illumination.

Supplied complete with non-dimmable LED driver.

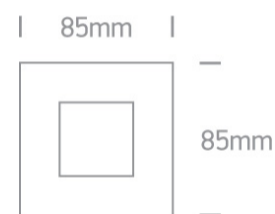
Complies with standard EN60598-1 and any other specific standards.



Downloads




Dimensions




Gallery




Must be ordered separately




050176/B



050176/BBS



050176/G





050176/W

Physical Specification

Item Group	19 Wall Recessed & Inground
Family	Dark Light Wall Recessed
Order Code	68006N/W
Material	Die Cast
Shape	Rectangular
Length	85mm
Width	85mm
Height	32mm
Cutout Hole Width	70mm
Cutout Hole Length	70mm
Recessed wall	Yes
Depth Required	60mm
Indoor	Yes
Outdoor	Yes
Adjustable	No


Electrical Characteristics

Gear	External-Included
Fitting + Driver	
Input Voltage	220-240V
50 Hz	Yes
60 Hz	Yes
Safety Class	
Power(Watts)	1W
IP Rating	IP44
Light Source	LED built in
Cable Length	12cm
F Mark	

Fitting

Input Type	Constant Current
Input Current	350mA
Voltage	2,5V
Safety Class	
Power(Watts)	0,9W
IP Rating	IP44
Light Source	LED built in
LED Type	SMD 3535
LED Brand	Bridgelux

Gear

Gear Type	Led Driver
Input Voltage	220-240V
50 Hz	Yes
60 Hz	Yes
Power(Watts)	1-4W
Power Factor	0,5
Constant Current	Yes
350mA	2,8-11V
IP Rating	IP20
Safety Class	
Housing Material	Plastic
Brand	One Light

Illumination Data

Colour Temperature	3000K
Lumen Output	80lm
Light Efficiency	80lm/W
CRI	90



Dark Light

Yes

Packing Info

Pcs/Carton

1

Barcode

5291889062868

HS Code

9405409900

Certification & Warranty

Warranty

3 Years

Weee Directive

Yes

switch to
one light!

one
LIGHT

