

14 Plafo > The LED Slim Plafo Range

67448/W/W



24W LED slim plafo, suitable for residential and commercial application, IP20.

Supplied with non-dimmable LED driver.

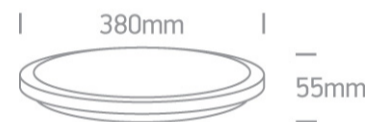
Complies with standard EN60598-1 and any other specific standards.



Downloads





Dimensions




Physical Specification


Item Group	14 Plafo
Family	The LED Slim Plafo Range
Order Code	67448/W/W
Colour	White
Material	Metal
Diffuser Material	Plastic
Shape	Circular
Height	55mm
Diameter	380mm
Surface Ceiling	Yes
Indoor	Yes
Adjustable	No

Electrical Characteristics


Gear	Built In
Fitting + Driver	
Input Voltage	100-240V
50 Hz	Yes
60 Hz	Yes
Safety Class	
Power(Watts)	24W
IP Rating	IP20
Light Source	LED built in
Dimmable	No
F Mark	

Fitting	
Input Type	Constant Current
Input Current	560mA
Voltage	40V
Power(Watts)	22,4W
IP Rating	IP20
Light Source	LED built in
LED Brand	Sanan
F Mark	

Gear	
Gear Type	Led Driver
Input Voltage	100-240V
50 Hz	Yes
60 Hz	Yes
Power(Watts)	15,7-22,4W
Power Factor	0,9

Constant Current	Yes
Output	560mA
Voltage Range	28-40V
IP Rating	IP20
Safety Class	
Dimmable	No
Housing Material	Plastic
Output Terminal	Connector

Illumination Data

Colour Temperature	3000K
Lumen Output	1800lm
Light Efficiency	75lm/W
CRI	85
Illumination Diagram	

Packing Info

Box Length	40cm
Box Width	40cm
Box Height	6,5cm
Box Weight	1.360kg
Pcs/Carton	5
Barcode	5291889059196
HS Code	9405409900

Certification & Warranty

Warranty

2 Years

Weee Directive

Yes

switch to
one light!

one
LIGHT

