

## 14 Plafo&gt;The LED Project Plafo Aluminium

67438/W/W



40W LED plafo light, IP20, ideal for indoor installation.

Supplied with non-dimmable LED driver.

Complies with standard EN60598-1 and any other specific standards.



## Downloads







## Dimensions




## Physical Specification

Item Group	14 Plafo
Family	The LED Project Plafo Aluminium
Order Code	67438/W/W
Colour	White
Material	Aluminium
Shape	Circular
Height	120mm
Diameter	355mm
Surface Ceiling	Yes
Indoor	Yes
Adjustable	No


Gear	Built In
Fitting + Driver	
Input Voltage	220-240V
50 Hz	Yes
60 Hz	Yes
Safety Class	
Power(Watts)	40W
IP Rating	IP20
Light Source	LED built in
Dimmable	No
F Mark	

Fitting	
Input Type	Constant Current
Input Current	1000mA
Voltage	39V
Safety Class	
Power(Watts)	39W
IP Rating	IP20
Light Source	LED built in
LED Type	SMD 3030
LED Brand	Bridgelux
F Mark	

Gear	
Gear Type	Led Driver
Input Voltage	220-240V
50 Hz	Yes
60 Hz	Yes

Power(Watts)	34-39W
Power Factor	0,9
Constant Current	Yes
1000mA	34-39V
IP Rating	IP20
Safety Class	
Dimmable	No
Housing Material	Plastic
Output Terminal	Connector
Brand	Kegu

### Illumination Data

Colour Temperature	3000K
Lumen Output	3400lm
Light Efficiency	85lm/W
CRI	90
Illumination Diagram	

### Packing Info

Box Weight	2.200kg
Pcs/Carton	1
Barcode	5291889056430
HS Code	9405409900

Warranty

3 Years

Weee Directive

Yes

switch to  
**one light!**

one  
LIGHT

