

15 Plafo > The IP65 Plafo Range

67390/W/W



21W LED slim plafo, IP65, ideal for both indoor and outdoor installation.

Supplied with non-dimmable LED driver.

Complies with standard EN60598-1 and any other specific standards.



Downloads



Dimensions



Physical Specification

Item Group	15 Plafo
Family	The IP65 Plafo Range
Order Code	67390/W/W
Colour	White
Material	ABS
Diffuser Material	PC
Shape	Circular
Height	63mm
Diameter	320mm
Surface Ceiling	Yes
Indoor	Yes
Outdoor	Yes

Electrical Characteristics

Gear

Built In

Fitting + Driver

Input Voltage

220-240V

50 Hz

Yes

60 Hz

Yes

Safety Class



Power(Watts)

21W

IP Rating

IP65

Light Source

LED built in

Dimmable

No

F Mark



Fitting

Input Type

Constant Current

Input Current

500mA

Voltage

40V

Power(Watts)

20W

IP Rating

IP65

Light Source

LED built in

LED Type

SMD 2835

LED Brand

Epistar

LED Number

120

F Mark




Gear

Gear Type


Led Driver

Input Voltage

220-240V

50 Hz	Yes
60 Hz	Yes
Power(Watts)	13,5-21W
Power Factor	0,9
Constant Current	Yes
500mA	27-42V
IP Rating	IP20
Safety Class	
Dimmable	No
Housing Material	Plastic
Output Terminal	Connector
Brand	Eaglerise

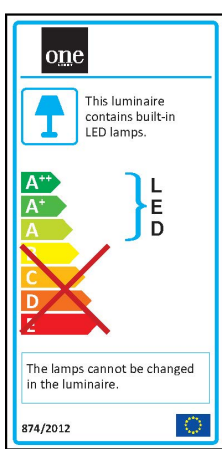
Illumination Data

Colour Temperature	3000K
Lumen Output	1300lm
Light Efficiency	61,9lm/W
CRI	80
Illumination Diagram	

Packing Info

Box Length	33cm
Box Width	33cm
Box Height	7,5cm
Box Weight	1,49Kg
Pcs/Carton	10
Barcode	5291889049029
HS Code	9405104090

Energy Label



Certification & Warranty

Warranty

2 Years

Weee Directive

Yes

switch to
one light!

one
LIGHT

