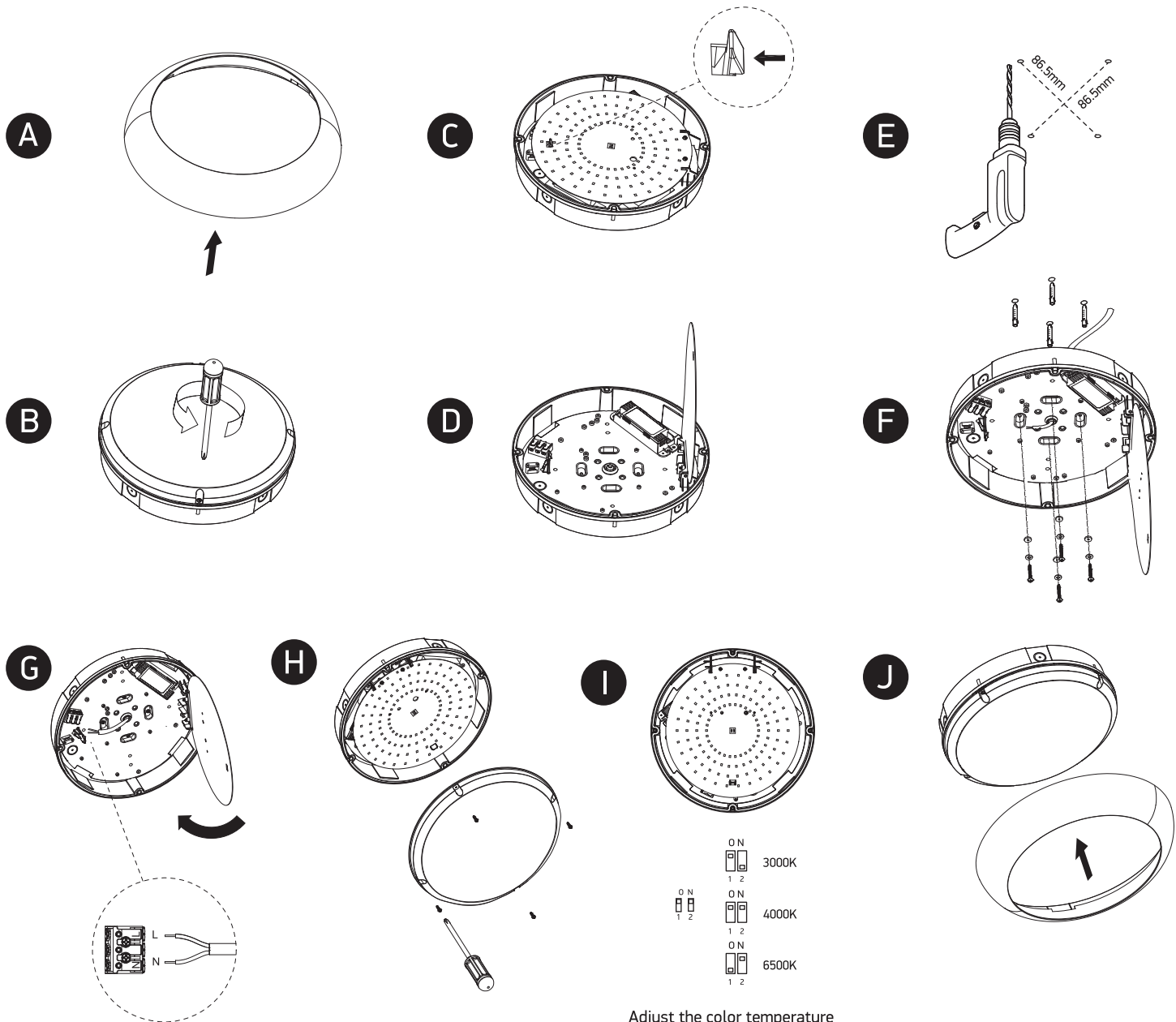
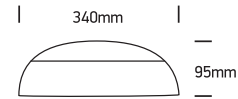
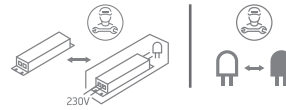


INSTALLATION MANUAL

67218

LED BUILT IN |  |  |  | **80 CRI** | **CE ENEC UK CA** | **RoHS COMPLIANT** |  | 

230V | SMD 2835 | 15W | IP65 | CCT Adjustable | Plastic
 Complete with 180mA driver.



Adjust the color temperature through this DIP switch

Warnings:

1. Fix the base on the ceiling.
2. Make sure that the product is installed properly before connecting to electricity.
3. Connect the AC power cable to the driver's cable as shown in the above diagram.
4. Do not cover the fitting.
5. Maintenance and installation should only be carried out by a professional electrician.