

## 14 Plafo>The Super Slim LED Plafo

## 62152/W/W



40W LED slim plafo light, IP20, suitable for residential and commercial application.

Supplied with non-dimmable LED driver.

Complies with standard EN60598-1 and any other specific standards.



### Downloads






### Dimensions




### Physical Specification

Item Group	14 Plafo
Family	The Super Slim LED Plafo
Order Code	62152/W/W
Colour	White
Material	Aluminium
Shape	Circular
Height	33mm
Diameter	600mm
Surface Ceiling	Yes
Indoor	Yes
Adjustable	No


Gear		Built In
Fitting + Driver		
Input Voltage		220-240V
50 Hz		Yes
60 Hz		Yes
Safety Class		
Power(Watts)		40W
IP Rating		IP20
Light Source		LED built in
Dimmable		No
F Mark		

Fitting	
Input Type	Constant Current
Input Current	950mA
Voltage	42V
Power(Watts)	38,7W
IP Rating	IP20
Light Source	LED built in
LED Type	SMD 2835
LED Brand	Sanan
F Mark	

Gear	
Gear Type	Led Driver
Input Voltage	220-240V
50 Hz	Yes
60 Hz	Yes
Power(Watts)	27-40,5W

Power Factor	0,9
Constant Current	Yes
900mA	33-42V
IP Rating	IP20
Safety Class	
Dimmable	No
Housing Material	Plastic
Output Terminal	Connector
Brand	3AAA

### Illumination Data

Colour Temperature	3000K
Lumen Output	2800lm
Light Efficiency	70lm/W
CRI	80
Illumination Diagram	
Dark Light	Yes

### Packing Info

Box Weight	4.880kg
Pcs/Carton	5
Barcode	5291889063483
HS Code	9405413990

### Certification & Warranty

switch to  
**one light!**

one  
LIGHT

