

09 Track Lights>The Track Floodlight Range

65040T/B/C



40W COB LED track spot with, ideal for shops and showrooms.

Complete with 1050mA driver.

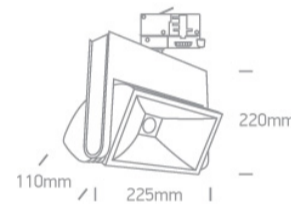
Complies with standard EN60598-1 and any other specific standards.



Downloads



Dimensions



Related items



40002A/B



40003A/B

Physical Specification

Item Group

09 Track Lights

Family

The Track Floodlight Range

Order Code

65040T/B/C

Colour

Black

Material

Aluminium

Shape


Rectangular

Length

225mm


| | |
|---------------|--------------|
| Width | 110mm |
| Height | 220mm |
| Track mounted | Yes |
| Indoor | Yes |
| Adjustable | 2 Directions |

Electrical Characteristics

| | |
|------------------|---|
| Gear | Built In |
| Fitting + Driver | |
| Input Voltage | 220-240V |
| 50 Hz | Yes |
| 60 Hz | Yes |
| Safety Class |  |
| Power(Watts) | 40W |
| IP Rating | IP20 |
| Light Source | LED built in |
| Dimmable | No |

| | |
|---------------|------------------|
| Fitting | |
| Input Type | Constant Current |
| Input Current | 1050mA |
| Voltage | 36V |
| Power(Watts) | 37,8W |
| IP Rating | IP20 |
| Light Source | LED built in |
| LED Type | COB |
| LED Brand | Sanan |
| LED Number | 1 |

Gear

| | |
|------------------|---|
| Gear Type | Led Driver |
| Input Voltage | 220-240V |
| 50 Hz | Yes |
| 60 Hz | Yes |
| Power(Watts) | 31,5-44,1W |
| Power Factor | 0,9 |
| Constant Current | Yes |
| 1050mA | 30-42V |
| IP Rating | IP20 |
| Safety Class |  |
| Dimmable | No |
| Housing Material | Plastic |
| Output Terminal | Connector |
| Brand | Lifud |

Illumination Data

| | |
|----------------------|---|
| Colour Temperature | 4000K |
| Lumen Output | 3600lm |
| Light Efficiency | 90lm/W |
| CRI | 90 |
| Beam Angle | 60° |
| Illumination Diagram |  |

Packing Info

| | |
|------------|---------------|
| Pcs/Carton | 6 |
| Barcode | 5291889068112 |
| HS Code | 9405409900 |

Certification & Warranty

Warranty

3 Years

Weee Directive

Yes

switch to
one light!

one
LIGHT

