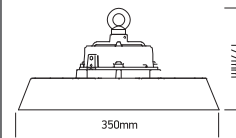


INSTALLATION MANUAL

63200N/V



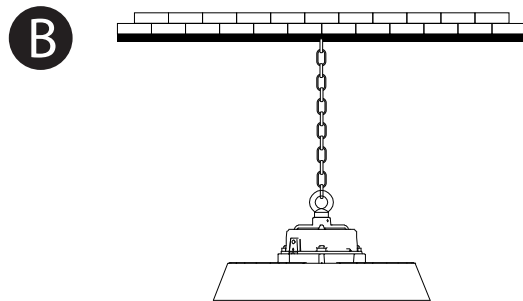
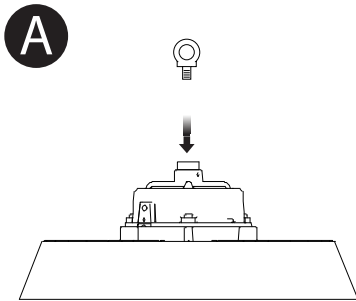
230V | SMD 2835 | 120W / 160W / 200W | IP65 | High Bay | Aluminium + PC



one
LIGHT

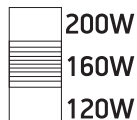


Complete with driver

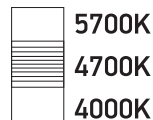


Use a chain, cable, mounting hook, or other mounting hardware to suspend the luminaire. Make sure the mounting hardware is securely attached to a stationary structure and strong enough to safely suspend the luminaire.

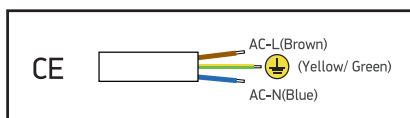
C Adjust Power



D Select Colour Temperature



230V Connection



Warnings:

1. Make sure that the product is installed properly before connecting to electricity.
2. Do not cover the fitting.
3. Maintenance and installation should only be carried out by a professional electrician.