

INSTALLATION MANUAL

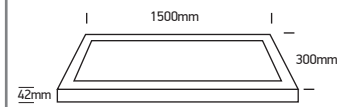
62150BRU

ecolight



CE EAC UK CA

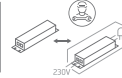
RoHS



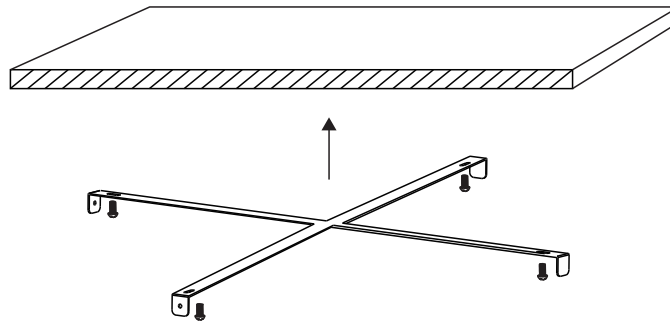
one
LIGHT

230V | SMD 2835 | 50W | IP20 | Aluminium + Steel
Complete with 1200mA driver.

80
CRI

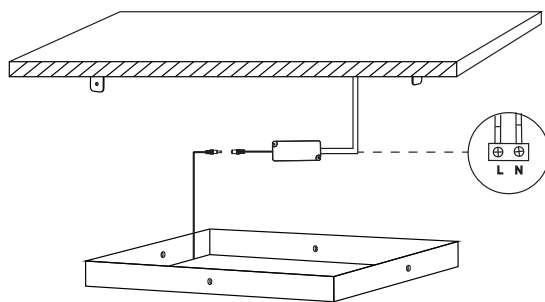


A



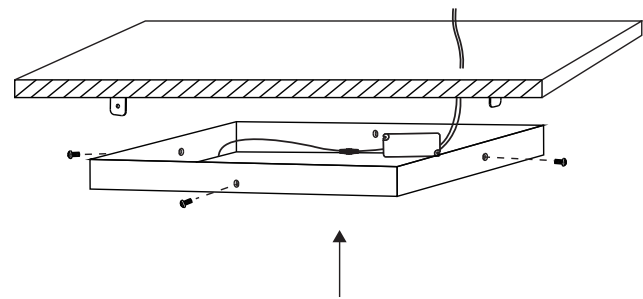
Fix bracket on ceiling.

B




Connect the driver to the power cable.

C



Place the frame on bracket and use screws to fix.

D



C=5700K | B=4000K | A=3000K

CCT V switch can be found on driver.

Warnings:

1. Make sure that the product is installed properly before connecting to electricity.
2. Do not cover the fitting.
3. Maintenance and installation should only be carried out by a professional electrician.