

14 Plafo>LED Die Cast Panel Range

62140F/W/W



40W LED slim plafo light, IP40, suitable for residential and commercial application.

Supplied with non-dimmable LED driver.

Complies with standard EN60598-1 and any other specific standards.



Downloads



Dimensions



Gallery



Physical Specification

Item Group

14 Plafo

Family

LED Die Cast Panel Range

Order Code

62140F/W/W

Colour

White

Material

Die Cast

Shape



Circular



Height

47mm


Diameter	420mm
Surface Ceiling	Yes
Indoor	Yes
Adjustable	No

Electrical Characteristics


Gear	External-Included
Fitting + Driver	
Input Voltage	220-240V
50 Hz	Yes
60 Hz	Yes
Safety Class	
Power(Watts)	40W
IP Rating	IP40
Light Source	LED built in
Dimmable	No
F Mark	

Fitting	
Input Type	Constant Current
Input Current	1000mA
Voltage	38V
Safety Class	
Power(Watts)	38W
IP Rating	IP20
Light Source	LED built in
LED Type	SMD 4014
LED Brand	Zhaochi
F Mark	

Gear

Gear Type	Led Driver
Input Voltage	220-240V
50 Hz	Yes
60 Hz	Yes
Power(Watts)	34-39W
Power Factor	0,9
Constant Current	Yes
1000mA	34-39V
IP Rating	IP20
Safety Class	
Dimmable	No
Ambient Temp	40°C
Operating Temp	80°C
Housing Material	Plastic
Output Terminal	Cable
Fast Connector	Yes
Fast Connector Type	Other
Brand	KEGU

Illumination Data

Colour Temperature	3000K
Lumen Output	2520lm
Light Efficiency	63lm/W
CRI	80
Illumination Diagram	

Packing Info

Box Length	46cm
Box Width	46cm

Box Height	7cm
Box Weight	3.540kg
Pcs/Carton	5
Barcode	5291889040729
HS Code	9405413990

Certification & Warranty

Warranty	2 Years
Weee Directive	Yes

switch to
one light!

one
LIGHT

