

14 Plafo>LED Die Cast Panel Range

62140AF/W/C



40W LED slim plafo light, IP40, suitable for residential and commercial application.

Supplied with non-dimmable LED driver.

Complies with standard EN60598-1 and any other specific standards.



Downloads




Dimensions



Gallery



Accessories





050128

Physical Specification



Item Group	14 Plafo
Family	LED Die Cast Panel Range
Order Code	62140AF/W/C
Colour	White
Material	Die Cast
Shape	Rectangular
Length	595mm
Width	595mm
Height	47mm
Surface Ceiling	Yes
Indoor	Yes
Adjustable	No

Electrical Characteristics


Gear	External-Included
Fitting + Driver	
Input Voltage	220-240V
50 Hz	Yes
60 Hz	Yes
Safety Class	
Power(Watts)	40W
IP Rating	IP40
Light Source	LED built in
Dimmable	No
F Mark	

Fitting

Input Type	Constant Current
Input Current	1000mA


Voltage	38V
Safety Class	
Power(Watts)	38W
IP Rating	IP20
Light Source	LED built in
LED Type	SMD 2016
LED Brand	Sanan
F Mark	

Gear

Gear Type	Led Driver
Input Voltage	220-240V
50 Hz	Yes
60 Hz	Yes
Power(Watts)	40W
Power Factor	0,9
Constant Current	Yes
1000mA	30-40V
IP Rating	IP20
Safety Class	
Dimmable	No
Ambient Temp	40°C
Operating Temp	80°C
Housing Material	Plastic
Output Terminal	Cable
Fast Connector	Yes
Fast Connector Type	Other
Brand	ONE Light

Illumination Data

Colour Temperature	4000K
--------------------	-------

Lumen Output	2850lm
Light Efficiency	71,25lm/W
CRI	80
Illumination Diagram	

Packing Info

Box Weight	6.375kg
Pcs/Carton	4
Barcode	5291889040682
HS Code	9405409900

Certification & Warranty

Warranty	2 Years
Weee Directive	Yes

switch to
one light!

one
LIGHT

