

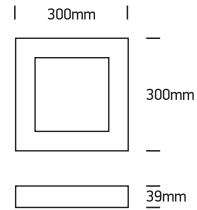
INSTALLATION MANUAL

62130AF

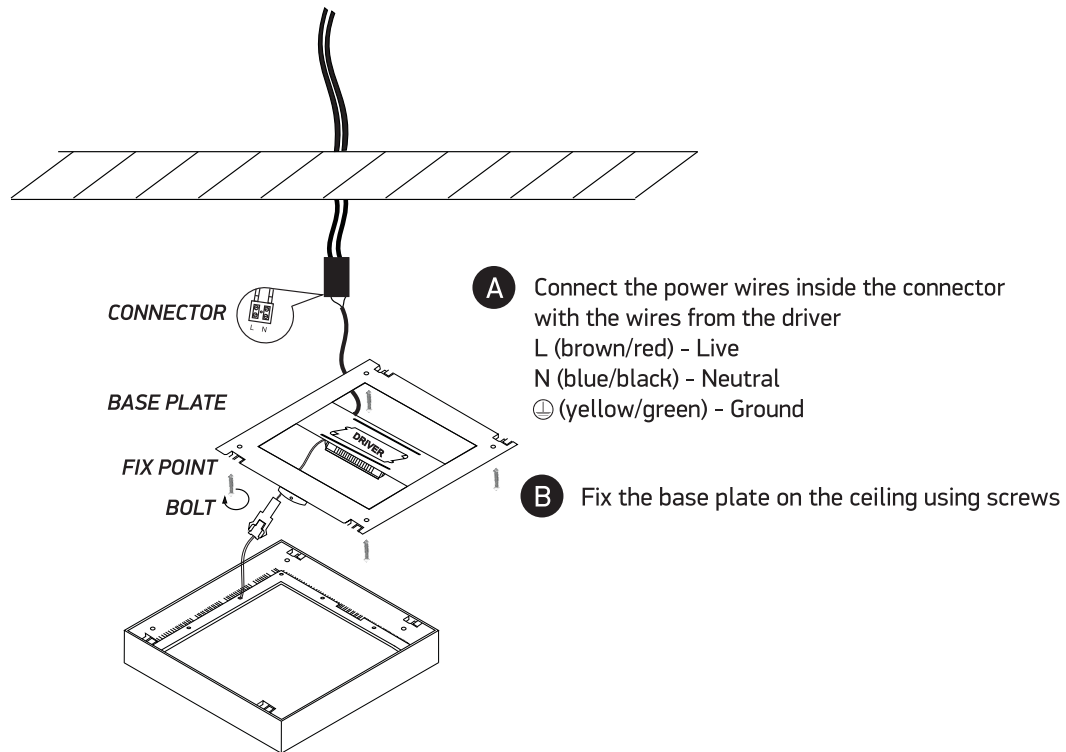
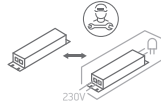
ecopanel



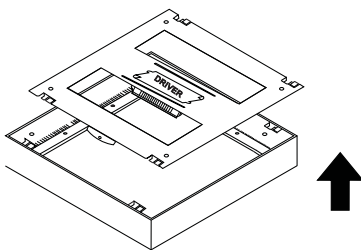
80
CRI



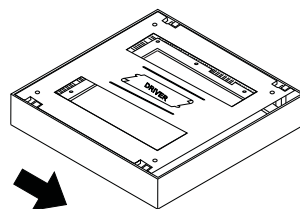
230V | SMD 4014 | 30W | IP40 | Die cast
Complete with 700mA driver.



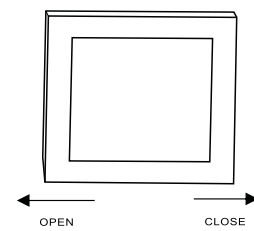
C Match the fix points



D Close the fitting by pushing forwards, open it by pushing backwards



PUSH FORWARD TO CLOSE THE FITTING



PUSH BACKWARD TO OPEN IT

PAY ATTENTION TO THE LABEL

Warnings:

1. Make sure that the product is installed properly before connecting to electricity.
2. Do not cover the fitting.
3. Maintenance and installation should only be carried out by a professional electrician.