

15 Plafo&gt;The LED Project Plafo Metal

62125D/W/W



25W LED slim plafo light, IP20, suitable for residential and commercial application.

Supplied with non-dimmable LED driver.

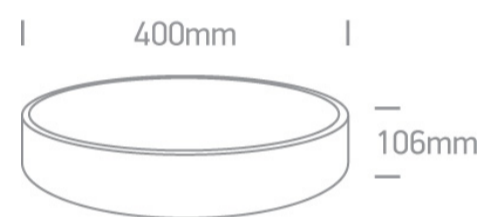
Complies with standard EN60598-1 and any other specific standards.



## Downloads






## Dimensions




## Physical Specification

Item Group	15 Plafo
Family	The LED Project Plafo Metal
Order Code	62125D/W/W
Colour	White
Material	Metal
Shape	Circular
Height	106mm
Diameter	400mm
Surface Ceiling	Yes
Indoor	Yes
Adjustable	No


Gear	External-Included
Fitting + Driver	
Input Voltage	220-240V
50 Hz	Yes
60 Hz	Yes
Safety Class	
Power(Watts)	25W
IP Rating	IP20
Light Source	LED built in
Dimmable	No
F Mark	

Fitting	
Input Type	Constant Current
Input Current	700mA
Voltage	40V
Power(Watts)	28W
IP Rating	IP20
Light Source	LED built in
LED Type	SMD 2835
LED Brand	Bridgelux
LED Number	50
F Mark	

Gear	
Gear Type	Led Driver
Input Voltage	220-240V
50 Hz	Yes
60 Hz	Yes

Power(Watts)	19-30W
Power Factor	0,9
Constant Current	Yes
700mA	30-44V
IP Rating	IP20
Safety Class	
Dimmable	No
Housing Material	Plastic
Output Terminal	Cable
Brand	KEGU

#### Illumination Data

Colour Temperature	3000K
Lumen Output	2125lm
Light Efficiency	85lm/W
CRI	80
Beam Angle	120°
Illumination Diagram	

#### Packing Info

Box Weight	2,6Kg
Pcs/Carton	1
Barcode	5291889046745
HS Code	9405409900

Certification & Warranty

Warranty

3 Years

Weee Directive

Yes

switch to  
**one light!**

one  
LIGHT

