

INSTALLATION MANUAL

62115F

ecopanel

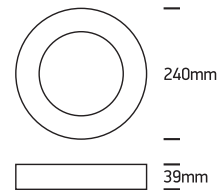


80
CRI

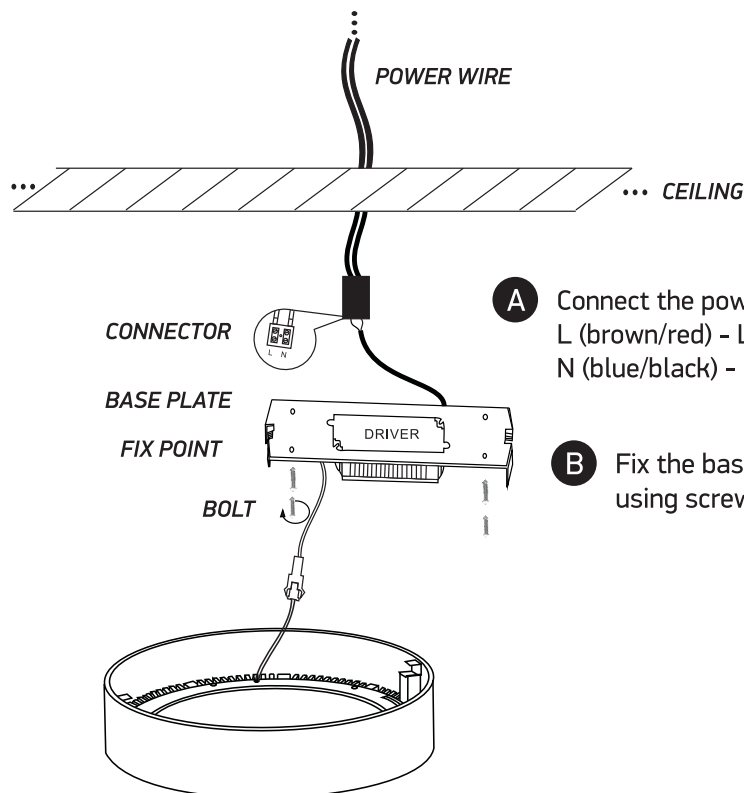


230V | SMD 4014 | 16W | IP40 | Die cast

Complete with 500mA driver.



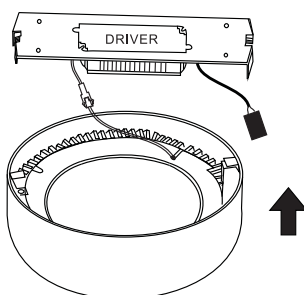
one
LIGHT



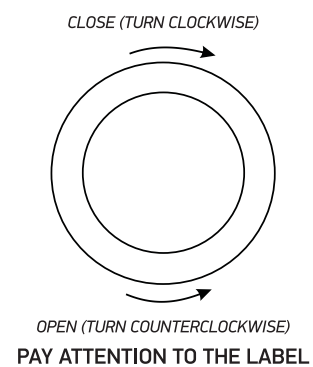
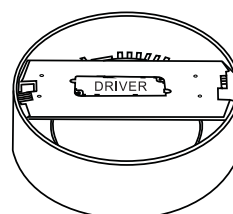
- A** Connect the power wires using the connector.
L (brown/red) - Live
N (blue/black) - Neutral

- B** Fix the base plate on the ceiling using screws.

- C** Match the fix points



- D** Close the fitting by turning it clockwise, open it by turning it counterclockwise



Warnings:

1. Make sure that the product is installed properly before connecting to electricity.
2. Do not cover the fitting.
3. Maintenance and installation should only be carried out by a professional electrician.