

## 14 Plafo &gt; The LED Plafo Range

## 62026D/W/W



50W LED slim plafo light, IP20, suitable for residential and commercial application.

Supplied with non-dimmable LED driver.

Complies with standard EN60598-1 and any other specific standards.



## Downloads






## Dimensions



## Physical Specification

Item Group	14 Plafo
Family	The LED Plafo Range
Order Code	62026D/W/W
Colour	White
Material	Metal
Diffuser Material	Plastic
Shape	Circular
Height	75mm
Diameter	535mm
Surface Ceiling	Yes
Indoor	Yes
Adjustable	No


Gear	Built In
Fitting + Driver	
Input Voltage	220-240V
50 Hz	Yes
60 Hz	Yes
Safety Class	
Power(Watts)	50W
IP Rating	IP20
Light Source	LED built in
Dimmable	No
F Mark	

Fitting	
Input Type	Constant Current
Input Current	430mA
Voltage	106,9V
Power(Watts)	45,96
IP Rating	IP20
Light Source	LED built in
LED Type	SMD 2835
LED Brand	Sanan
F Mark	

Gear	
Gear Type	Led Driver
Input Voltage	220-240V
50 Hz	Yes
60 Hz	Yes
Power(Watts)	38,7-56W

Power Factor	0,9
Constant Current	Yes
Output	430mA
Voltage Range	90-130V
IP Rating	IP20
Safety Class	
Dimmable	No
Housing Material	Plastic
Output Terminal	Connector

### Illumination Data

Colour Temperature	3000K
Lumen Output	3750lm
Light Efficiency	75lm/W
CRI	80
Illumination Diagram	

### Packing Info

Box Length	55cm
Box Width	55cm
Box Height	7,8cm
Box Weight	2.320kg
Pcs/Carton	5
Barcode	5291889069232
HS Code	9405409900

Certification & Warranty

Warranty

2 Years

Weee Directive

Yes

switch to  
**one light!**

one  
LIGHT

