

## 14 Plafo &gt; The LED Plafo Range

## 62026C/W



30W LED slim plafo light, IP20, suitable for residential and commercial application.

Supplied with non-dimmable LED driver.

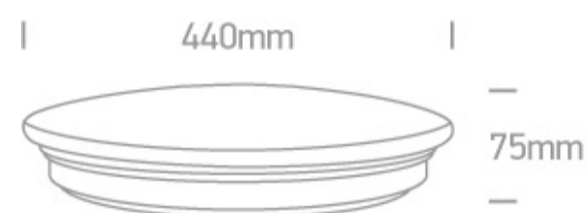
Complies with standard EN60598-1 and any other specific standards.



## Downloads






## Dimensions



## Physical Specification

Item Group	14 Plafo
Family	The LED Plafo Range
Order Code	62026C/W
Colour	White
Material	Metal
Diffuser Material	Plastic
Shape	Circular
Height	75mm
Diameter	440mm
Surface Ceiling	Yes
Indoor	Yes
Adjustable	No

Gear	Built In
Fitting + Driver	
Input Voltage	220-240V
50 Hz	Yes
60 Hz	Yes
Safety Class	
Power(Watts)	30W
IP Rating	IP20
Light Source	LED built in
Dimmable	No
F Mark	

Fitting	
Input Type	Constant Current
Input Current	200mA
Voltage	145V
Power(Watts)	29W
IP Rating	IP20
Light Source	LED built in
LED Type	SMD 2835
LED Brand	Sanan
F Mark	

Gear	
Gear Type	Led Driver
Input Voltage	220-240V
50 Hz	Yes
60 Hz	Yes
Power(Watts)	26-30W

Power Factor	0,9
Constant Current	Yes
200mA	130-150V
IP Rating	IP20
Safety Class	
Dimmable	No
Housing Material	Plastic
Output Terminal	Connector

#### Illumination Data

Colour Temperature	3000K
Lumen Output	2150lm
Light Efficiency	71,67lm/W
Illumination Diagram	

#### Packing Info

Box Weight	1.600kg
Pcs/Carton	5
Barcode	5291889063766
HS Code	9405409900

#### Certification & Warranty

Warranty	2 Years
----------	---------

switch to  
**one light!**

one  
LIGHT

