

14 Plafo > The LED Plafo Range

62026B/W



24W LED slim plafo light, IP20, suitable for residential and commercial application.

Supplied with non-dimmable LED driver.

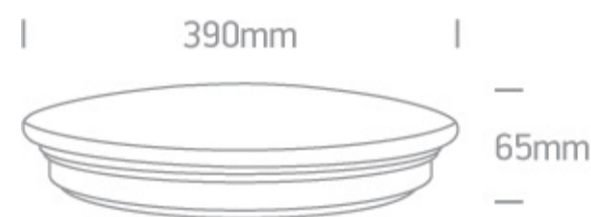
Complies with standard EN60598-1 and any other specific standards.



Downloads






Dimensions




Physical Specification

Item Group	14 Plafo
Family	The LED Plafo Range
Order Code	62026B/W
Colour	White
Material	Metal
Diffuser Material	Plastic
Shape	Circular
Height	65mm
Diameter	390mm
Surface Ceiling	Yes
Indoor	Yes
Adjustable	No

Gear	Built In
Fitting + Driver	
Input Voltage	220-240V
50 Hz	Yes
60 Hz	Yes
Safety Class	
Power(Watts)	24W
IP Rating	IP20
Light Source	LED built in
Dimmable	No
F Mark	

Fitting	
Input Type	Constant Current
Input Current	135mA
Voltage	170V
Power(Watts)	23W
IP Rating	IP20
Light Source	LED built in
LED Type	SMD 2835
LED Brand	Sanan
F Mark	

Gear	
Gear Type	Led Driver
Input Voltage	220-240V
50 Hz	Yes
60 Hz	Yes
Power(Watts)	21-23,8W

Power Factor	0,9
Constant Current	Yes
Output	140mA
Voltage Range	150-170v
IP Rating	IP20
Safety Class	
Dimmable	No
Housing Material	Plastic
Output Terminal	Connector

Illumination Data

Colour Temperature	3000K
Lumen Output	1700lm
Light Efficiency	70,83lm/W
Illumination Diagram	

Packing Info

Box Weight	1.200kg
Pcs/Carton	5
Barcode	5291889063742
HS Code	9405409900

Certification & Warranty

Warranty

2 Years

Pobrano z mamadecor.pl

Weee Directive

Yes

switch to
one light!

one
LIGHT

