

INSTALLATION MANUAL

62024A, 62024B, 62024C

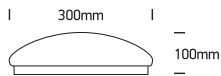
ecolight


Complete with driver

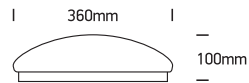
one
LIGHT

62024A

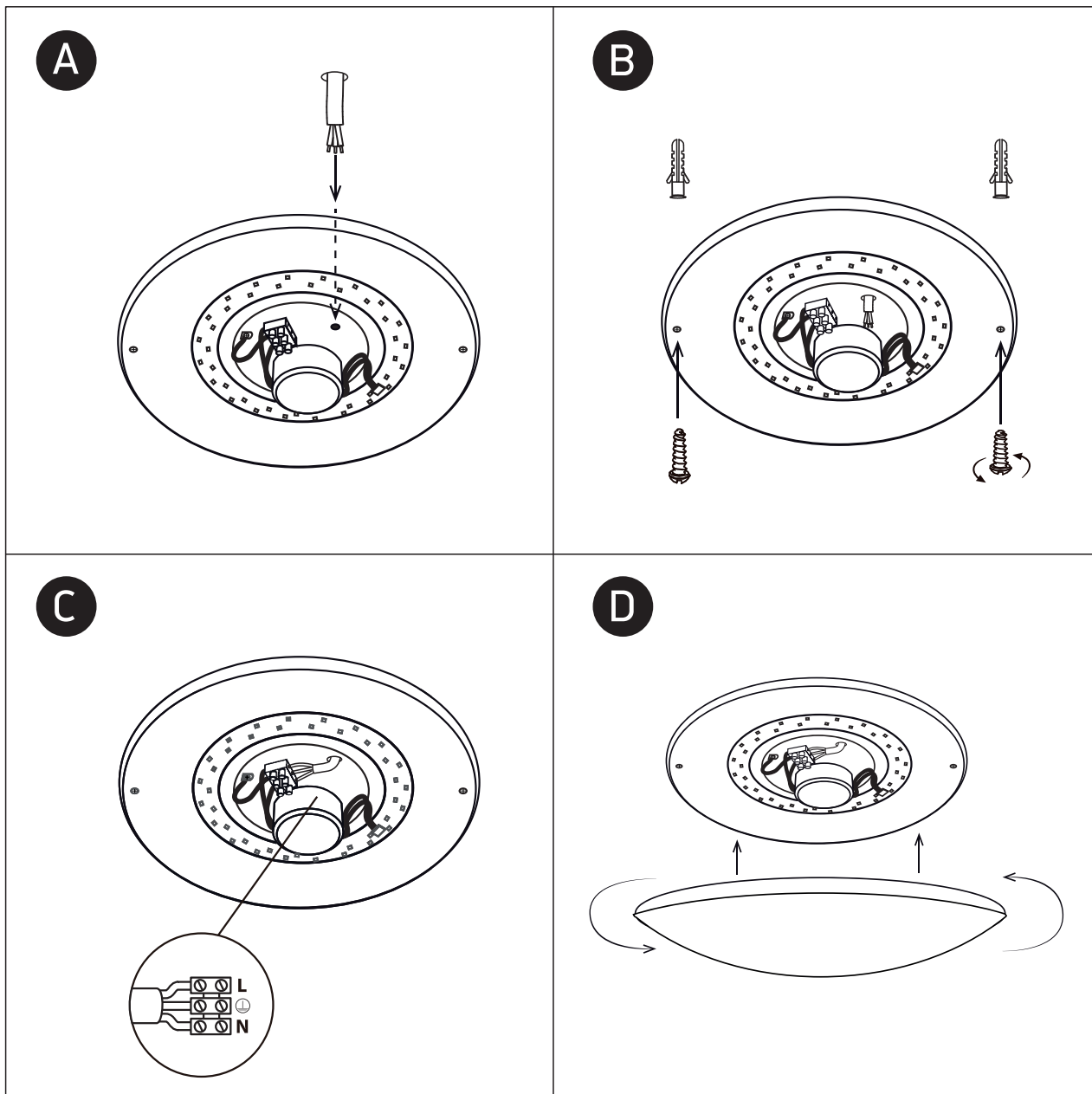
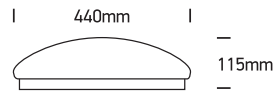
230V | 14W | IP20 | Metal + plastic


62024B

230V | 18W | IP20 | Metal + plastic


62024C

230V | 26W | IP20 | Metal + plastic


Warnings:

1. Fix the base on the ceiling.
2. Make sure that the product is installed properly before connecting to electricity.
3. Connect the AC power cable to the driver's cable as shown in the above diagram.
4. Do not cover the fitting.
5. Maintenance and installation should only be carried out by a professional electrician.