

14 Plafo>The LED Slim Plafo Range Round

62022AM/W/W



20W LED slim plafo with movement and daylight sensor and 30 Minutes timer , suitable for residential and commercial application, IP20.

Supplied with non-dimmable LED driver.

Complies with standard EN60598-1 and any other specific standards.



Downloads






Dimensions



Physical Specification

Item Group	14 Plafo
Family	The LED Slim Plafo Range Round
Order Code	62022AM/W/W
Colour	White
Material	PC
Shape	Circular
Height	55mm
Diameter	285mm
Surface Ceiling	Yes
Indoor	Yes
Adjustable	No


Gear		Built In
Fitting + Driver		
Input Voltage		220-240V
50 Hz		Yes
60 Hz		Yes
Safety Class		
Power(Watts)		20W
IP Rating		IP20
Light Source		LED built in
Dimmable		No
F Mark		

Fitting	
Input Type	Constant Current
Input Current	450mA
Voltage	40V
Power(Watts)	18W
IP Rating	IP20
Light Source	LED built in
LED Type	SMD 2835
LED Brand	Sanan
F Mark	

Gear	
Gear Type	Led Driver
Input Voltage	220-240V
50 Hz	Yes
60 Hz	Yes
Power(Watts)	11,25-18W

Power Factor	0,8
Constant Current	Yes
450mA	25-40V
IP Rating	IP20
Safety Class	
Dimmable	No
Housing Material	Plastic
Output Terminal	Connector
Brand	Lifud

Illumination Data

Colour Temperature	3000K
Lumen Output	1600lm
Light Efficiency	80lm/W
CRI	80
Beam Angle	160°
Illumination Diagram	

Packing Info

Box Length	29cm
Box Width	29cm
Box Height	7,5cm
Box Weight	0.920kg
Pcs/Carton	5
Barcode	5291889059172
HS Code	9405104090

Certification & Warranty

Warranty

2 Years

Weee Directive

Yes

switch to
one light!

one
LIGHT

