

21 Industrial &amp; Floodlights&gt;The IP65 LED Connectable Range Double

**38245LC/D**

45W IP65 slim LED connectable fitting .

Stainless steel clips included.

Polycarbonate body and diffuser.

Supplied with non-dimmable LED driver.

Complies with standard EN60598-1 and any other specific standards.



## Downloads



## Dimensions



## Gallery



## Must be ordered separately





050084


## Physical Specification

Item Group	21 Industrial & Floodlights
Family	The IP65 LED Connectable Range Double
Order Code	38245LC/D
Colour	White
Material	PC
Diffuser Material	PC
Shape	Rectangular
Length	1565mm
Width	40mm
Height	79mm
Surface Ceiling	Yes
Surface Wall	Yes
Indoor	Yes
Outdoor	Yes
Adjustable	No
IK Rating	8

## Electrical Characteristics

Gear	Built In
Fitting + Driver	
Input Voltage	100-240V
50 Hz	Yes
60 Hz	Yes
Safety Class	
Power(Watts)	45W
IP Rating	IP65
Light Source	LED built in
Dimmable	No

Cable Length	50cm
F Mark	
Fitting	
Input Type	Constant Current
Power(Watts)	45W
IP Rating	IP65
Light Source	LED built in
LED Type	SMD 2835
LED Brand	Sanan

Gear	
Gear Type	Led Driver
Input Voltage	100-240V
50 Hz	Yes
60 Hz	Yes
Power(Watts)	45W
Power Factor	0,9
Constant Current	Yes
IP Rating	IP20
Safety Class	
Dimmable	No
Housing Material	Plastic
Output Terminal	Connector
Brand	Eaglerise

## Illumination Data

Colour Temperature	6000K
Lumen Output	4000lm
Light Efficiency	88,89lm/W
CRI	80

Beam Angle

120°

Pobrano z mamadecor.pl

Illumination Diagram



## Packing Info

Pcs/Carton

10

Barcode

5291889061687

HS Code

9405104090

## Certification & Warranty

Warranty

2 Years

Weee Directive

Yes

switch to  
**one light!**

one  
LIGHT

