

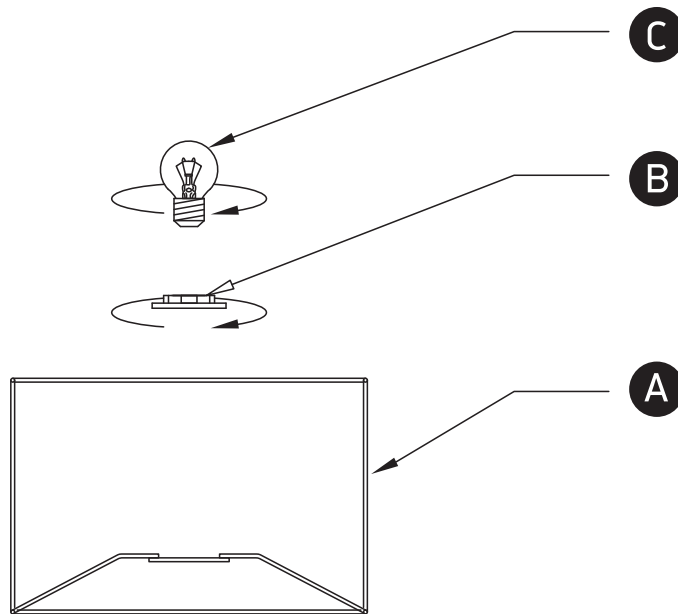
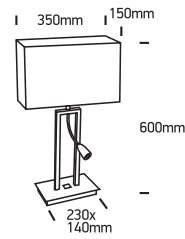
INSTALLATION MANUAL

61044A

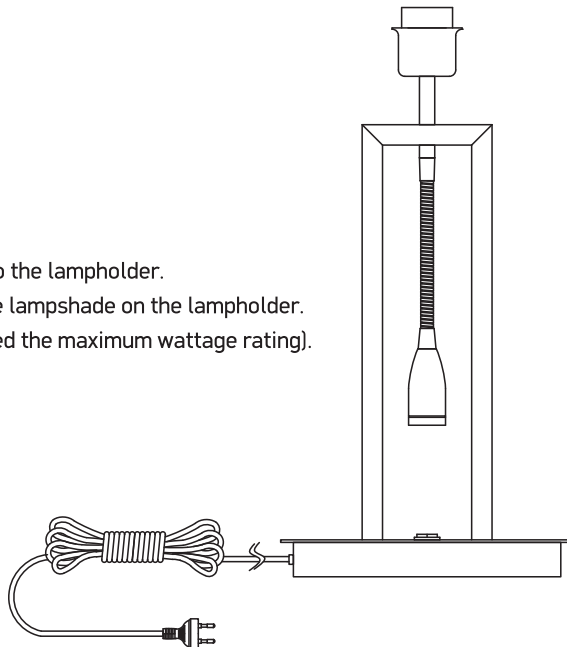
ecolight



3W LED + 40W E27 | 100-240V | IP20 | Metal + white fabric shade | Adjustable
Complete with driver



- A. Place the lampshade onto the lampholder.
B. Use the ring to secure the lampshade on the lampholder.
C. Install lamp (Do not exceed the maximum wattage rating).



Warnings:

1. Make sure that the product is installed properly before connecting to electricity.
2. Do not cover the fitting.
3. Maintenance and installation should only be carried out by a professional electrician.