


06 Downlights Fixed LED>The Rectangular Panels Aluminium

50160E/W/D



120x60 recessed LED panel for T-rail false ceilings. Can be recessed or suspended. Uniform lighting, ideal for commercial applications.

Requires 1300mA LED driver.


Complies with standard EN60598-1 and any other specific standards.



Downloads



Dimensions



Must be ordered separately



89060

Accessories



050017




050108

Physical Specification


Item Group	06 Downlights Fixed LED
Family	The Rectangular Panels Aluminium
Order Code	50160E/W/D
Colour	White
Material	Aluminium
Diffuser Material	Acrylic
Shape	Rectangular
Length	1195mm
Width	595mm
Height	20mm
Recessed T-Ceiling	Yes
Depth Required	50mm
Indoor	Yes
Adjustable	No

Electrical Characteristics

Fitting

Input Type	Constant Current
Input Current	1300mA
Voltage	41V
Safety Class	
Power(Watts)	60W
IP Rating	IP20
Light Source	LED built in
LED Type	SMD 2835
LED Brand	Sanan

Illumination Data

Colour Temperature	6000K
Lumen Output	4900lm
Light Efficiency	81,67lm/W
CRI	80
Beam Angle	120°
Illumination Diagram	

Packing Info

Box Length	125cm
Box Width	64cm
Box Height	5cm
Box Weight	5,6Kg
Pcs/Carton	2
Barcode	5291889041665
HS Code	9405109890

Certification & Warranty

Warranty	2 Years
Average Lifetime	30000 hours
Weee Directive	Yes

switch to
one light!

one
LIGHT

