

07 Downlights Adjustable LED>The COB Recessed Range Die cast

11140L/W/W

40W COB LED adjustable downlight, IP20. Ideal for shops.

Supplied with non-dimmable LED driver.

Complies with standard EN60598-1 and any other specific standards.



Downloads



Dimensions



Gallery



Physical Specification

Item Group

07 Downlights Adjustable LED

Family

The COB Recessed Range Die cast

Order Code

11140L/W/W

Colour

White

Material

Die Cast

Shape



Circular

Height

125mm

Cutout Hole Diameter	100mm
Recessed Ceiling	Yes
Depth Required	70mm
Indoor	Yes
Adjustable	2 Directions

Electrical Characteristics

Gear	External-Included
Fitting + Driver	
Input Voltage	220-240V
50 Hz	Yes
60 Hz	Yes
Safety Class	
Power(Watts)	40W
IP Rating	IP20
Light Source	LED built in
Dimmable	No
F Mark	


Fitting

Input Type	Constant Current
Input Current	1000mA
Voltage	38V
Safety Class	
Power(Watts)	38W
IP Rating	IP20
Light Source	LED built in
LED Type	COB
LED Brand	Cree

Gear

Gear Type	Led Driver
Input Voltage	220-240V
50 Hz	Yes
60 Hz	Yes
Power(Watts)	27-42W
Power Factor	0,9
Constant Current	Yes
1000mA	27-42V
IP Rating	IP20
Safety Class	
Dimmable	No
Housing Material	Plastic
Brand	Lifud

Illumination Data

Colour Temperature	3000K
Lumen Output	3100lm
Light Efficiency	77,5lm/W
CRI	80
Beam Angle	36°
Illumination Diagram	

Packing Info

Box Length	19cm
Box Width	18cm
Box Height	19,5cm
Box Weight	1,3kg
Pcs/Carton	12
Barcode	5291889047575

Certification & Warranty

Warranty

3 Years

Weee Directive

Yes

switch to
one light!

one
LIGHT

