

08 Downlights Adjustable LED>The COB Shop Range Die cast

11138/G/C



38W COB LED Recessed adjustable downlight, shop range, IP20.

Supplied with non-dimmable LED driver.

Complies with standard EN60598-1 and any other specific standards.



Downloads



Dimensions



Gallery



Physical Specification

Item Group

08 Downlights Adjustable LED

Family

The COB Shop Range Die cast

Order Code

11138/G/C

Colour

Grey

Material

Die Cast

Shape



Circular


Height

130mm

Diameter	168mm
Cutout Hole Diameter	150mm
Recessed Ceiling	Yes
Depth Required	160mm
Indoor	Yes
Adjustable	2 Directions

Electrical Characteristics

Gear	External-Included
Fitting + Driver	
Input Voltage	100-240V
50 Hz	Yes
60 Hz	Yes
Safety Class	
Power(Watts)	38W
IP Rating	IP20
Light Source	LED built in
Dimmable	No
F Mark	

Fitting	
Input Type	Constant Current
Input Current	900mA
Voltage	42V
Safety Class	
Power(Watts)	37,8W
IP Rating	IP20
Light Source	LED built in
LED Type	COB

Gear

Gear Type

Led Driver

Input Voltage

100-240V

50 Hz

Yes

60 Hz

Yes

Power(Watts)

24,3-37,8W

Power Factor

0,9

Constant Current

Yes

900mA

27-42V

IP Rating

IP20

Safety Class



Dimmable

No

Ambient Temp

70°C

Operating Temp

40°C

Housing Material

Plastic

Brand

Lifud

Illumination Data

Colour Temperature

4000K

Lumen Output

2450lm

Light Efficiency

64,47lm/W

CRI

80

Beam Angle

38°

Illumination Diagram



Packing Info

Box Length

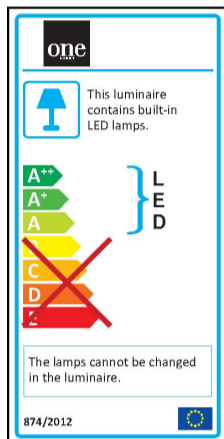
18cm

Box Width

18cm

Box Height	15cm
Box Weight	1,25kg
Pcs/Carton	12
Barcode	5291889035527
HS Code	9405409900

Energy Label



Certification & Warranty

Warranty	2 Years
Weee Directive	Yes

switch to
one light!

one
LIGHT

