

07 Downlights Adjustable LED&gt;The COB Recessed Range Die cast

**11135L/W/C**

35W Recessed COB LED downlight, IP20. Ideal for shops.

Supplied with non-dimmable LED driver.

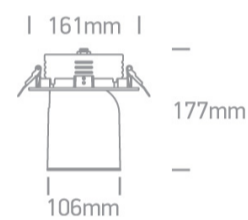
Complies with standard EN60598-1 and any other specific standards.



## Downloads



## Dimensions



## Gallery



## Physical Specification

Item Group

07 Downlights Adjustable LED

Family

The COB Recessed Range Die cast

Order Code

11135L/W/C

Colour

White

Material

Die Cast

Shape



Circular


Height

177mm


Cutout Hole Diameter	145mm
Recessed Ceiling	Yes
Depth Required	110mm
Indoor	Yes
Adjustable	2 Directions

## Electrical Characteristics


Gear	External-Included
Fitting + Driver	
Input Voltage	220-240V
50 Hz	Yes
60 Hz	Yes
Safety Class	
Power(Watts)	35W
IP Rating	IP20
Light Source	LED built in
Dimmable	No
F Mark	

Fitting	
Input Type	Constant Current
Input Current	900mA
Voltage	37V
Safety Class	
Power(Watts)	33,3W
IP Rating	IP20
Light Source	LED built in
LED Type	COB
LED Brand	Citizen

## Gear

Gear Type	Led Driver
Input Voltage	220-240V
50 Hz	Yes
60 Hz	Yes
Power(Watts)	28,8-37,8W
Power Factor	0,9
Constant Current	Yes
900mA	32-42V
IP Rating	IP20
Safety Class	
Dimmable	No
Housing Material	Plastic
Brand	Philips

## Illumination Data

Colour Temperature	4000K
Lumen Output	3050lm
Light Efficiency	87,14lm/W
CRI	80
Beam Angle	45°
Illumination Diagram	

## Packing Info

Box Length	16,5cm
Box Width	16,5cm
Box Height	23cm
Box Weight	1,5kg
Pcs/Carton	18
Barcode	5291889043508

Certification & Warranty

Warranty

3 Years

Weee Directive

Yes

switch to  
**one light!**

one  
LIGHT

