

16 Bathroom & Mirror > Classic Mirror Lights

## 38118N/BBS/W



18W LED fitting ideal for installation above the bathroom mirror, IP44.

Supplied with non-dimmable LED driver.

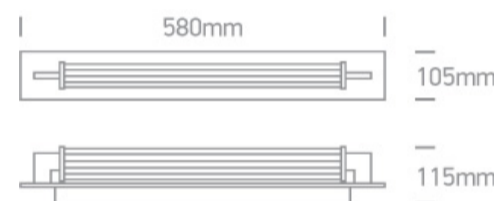
Complies with standard EN60598-1 and any other specific standards.



### Downloads





### Dimensions



### Physical Specification


|                   |                       |
|-------------------|-----------------------|
| Item Group        | 16 Bathroom & Mirror  |
| Family            | Classic Mirror Lights |
| Order Code        | 38118N/BBS/W          |
| Colour            | Brushed Brass         |
| Material          | Aluminium             |
| Diffuser Material | Glass                 |
| Shape             | Rectangular           |
| Length            | 580mm                 |
| Width             | 105mm                 |
| Height            | 115mm                 |
| Surface Wall      | Yes                   |
| Indoor            | Yes                   |

## Electrical Characteristics


| Gear             | Built In  |
|------------------|---|
| Fitting + Driver |   |
| Input Voltage    | 220-240V  |
| 50 Hz            | Yes   |
| 60 Hz            | Yes   |
| Safety Class     |    |
| Power(Watts)     | 18W   |
| IP Rating        | IP44  |
| Light Source     | LED built in  |
| Dimmable         | No  |
| F Mark           |  |

| Fitting       |                  |
|---------------|------------------|
| Input Type    | Constant Current |
| Input Current | 700mA            |
| Voltage       | 25V              |
| Power(Watts)  | 17,5W            |
| IP Rating     | IP44             |
| Light Source  | LED built in     |
| LED Type      | SMD 2835         |
| LED Brand     | Sanan            |

| Gear          |            |
|---------------|------------|
| Gear Type     | Led Driver |
| Input Voltage | 220-240V   |
| 50 Hz         | Yes        |
| 60 Hz         | Yes        |
| Power(Watts)  | 12,6-21W   |
| Power Factor  | 0,9        |

|                  |   |
|------------------|---|
| Constant Current | Yes   |
| 700mA            | 18-30V  |
| IP Rating        | IP20  |
| Safety Class     |  |
| Dimmable         | No  |
| Brand            | Eaglerise   |

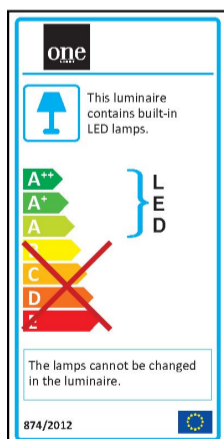
### Illumination Data

|                      |   |
|----------------------|---|
| Colour Temperature   | 3000K   |
| Lumen Output         | 1225lm  |
| Light Efficiency     | 68,05lm/W   |
| CRI                  | 80  |
| Illumination Diagram |  |

### Packing Info

|            |               |
|------------|---------------|
| Pcs/Carton | 6             |
| Barcode    | 5291889067610 |
| HS Code    | 9405409900    |

### Energy Label



Certification & Warranty

Warranty

2 Years

Weee Directive

Yes

switch to  
**one light!**

one  
LIGHT

