

13 Wall & Ceiling LED>Dark Light Ceiling Tubes

12906C/B/W



20W SMD LED ceiling light IP20.

Complete with 700mA driver.

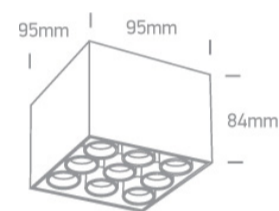
Complies with standard EN60598-1 and any other specific standards.



Downloads





Dimensions




Physical Specification


Item Group	13 Wall & Ceiling LED
Family	Dark Light Ceiling Tubes
Order Code	12906C/B/W
Colour	Black
Material	Aluminium
Shape	Rectangular
Length	95mm
Width	95mm
Height	84mm
Surface Ceiling	Yes
Indoor	Yes
Adjustable	No

Electrical Characteristics


Gear	Built In
Fitting + Driver	
Input Voltage	220-240V
50 Hz	Yes
60 Hz	Yes
Safety Class	
Power(Watts)	20W
IP Rating	IP20
Light Source	LED built in
Dimmable	No
F Mark	

Fitting	
Input Type	Constant Current
Input Current	700mA
Voltage	27V
Power(Watts)	18,9W
IP Rating	IP20
Light Source	LED built in
LED Type	SMD 3535
LED Brand	Cree
LED Number	9
F Mark	

Gear	
Gear Type	Led Driver
Input Voltage	220-240V
50 Hz	Yes
60 Hz	Yes

Power(Watts)	13,3-19,6W
Power Factor	0,9
Constant Current	Yes
700mA	19-28V
IP Rating	IP20
Safety Class	
Dimmable	No
Ambient Temp	45°C
Operating Temp	75°C
Housing Material	Plastic
Output Terminal	Cable
Brand	KEGU

Illumination Data

Colour Temperature	3000K
Lumen Output	1600lm
Light Efficiency	80lm/W
CRI	85
Beam Angle	25°
Illumination Diagram	
Dark Light	Yes

Packing Info

Box Weight	0.600kg
Pcs/Carton	20
Barcode	5291889066989
HS Code	9405409900

Certification & Warranty

Warranty

3 Years

Weee Directive

Yes

switch to
one light!

one
LIGHT

