

06 Downlights Fixed LED&gt;The 18-30W Round Recessed Panels Die cast

**10118FA/B/W**

18W slim downlight LED, IP40, ideal for commercial applications such as offices, galleries and showrooms.

Supplied with 450mA non-dimmable LED driver.


Complies with standard EN60598-1 and any other specific standards.



## Downloads



## Dimensions



## Gallery



## Related items



89024UT

## Physical Specification

Item Group



06 Downlights Fixed LED

Family

The 18-30W Round Recessed Panels Die cast

|                      |             |
|----------------------|-------------|
| Order Code           | 10118FA/B/W |
| Colour               | Black       |
| Material             | Die Cast    |
| Diffuser Material    | Acrylic     |
| Shape                | Circular    |
| Height               | 22mm        |
| Diameter             | 223mm       |
| Cutout Hole Diameter | 210mm       |
| Recessed Ceiling     | Yes         |
| Depth Required       | 50mm        |
| Indoor               | Yes         |
| Adjustable           | No          |

## Electrical Characteristics

| Gear             | External-Included   |
|------------------|---|
| Fitting + Driver |   |
| Input Voltage    | 220-240V  |
| 50 Hz            | Yes   |
| 60 Hz            | Yes   |
| Safety Class     |  |
| Power(Watts)     | 18W   |
| IP Rating        | IP40  |
| Light Source     | LED built in  |
| Dimmable         | No  |
| F Mark           |  |

## Fitting

|               |                  |
|---------------|------------------|
| Input Type    | Constant Current |
| Input Current | 450mA            |
| Voltage       | 38V              |



|              |              |
|--------------|--------------|
| Safety Class | III          |
| Power(Watts) | 17,1W        |
| IP Rating    | IP40         |
| Light Source | LED built in |
| LED Type     | SMD 2835     |
| LED Brand    | Epistar      |
| LED Number   | 96           |

## Gear

|                  |            |
|------------------|------------|
| Gear Type        | Led Driver |
| Input Voltage    | 220-240V   |
| 50 Hz            | Yes        |
| 60 Hz            | Yes        |
| Power(Watts)     | 12,1-19W   |
| Power Factor     | 0,9        |
| Constant Current | Yes        |
| 450mA            | 27-42V     |
| IP Rating        | IP20       |
| Safety Class     |            |
| Dimmable         | No         |
| Ambient Temp     | 50°C       |
| Operating Temp   | 75°C       |
| Housing Material | Plastic    |
| Brand            | Lifud      |

## Illumination Data

|                    |        |
|--------------------|--------|
| Colour Temperature | 3000K  |
| Lumen Output       | 1080lm |
| Light Efficiency   | 60lm/W |
| CRI                | 80     |
| Beam Angle         | 120°   |



## Packing Info

|            |               |
|------------|---------------|
| Box Length | 28cm          |
| Box Width  | 23,5cm        |
| Box Height | 3,5cm         |
| Box Weight | 0,575Kg       |
| Pcs/Carton | 20            |
| Barcode    | 5291889052494 |
| HS Code    | 9405109890    |

## Certification &amp; Warranty

|                  |             |
|------------------|-------------|
| Warranty         | 2 Years     |
| Average Lifetime | 30000 hours |
| Weee Directive   | Yes         |

switch to  
**one light!**

one  
LIGHT

