

06 Downlights Fixed LED&gt;The Budget Downlight Range Aluminium

**10115T/W/W**

15W SMD LED recessed downlight, budget range, IP20.

Complete with 280mA driver.

Complies with standard EN60598-1 and any other specific standards.



## Downloads



## Dimensions



## Gallery



## Physical Specification

Item Group

06 Downlights Fixed LED

Family

The Budget Downlight Range Aluminium

Order Code

10115T/W/W

Colour

White

Material

Aluminium

Shape



Circular


Height

43mm

Diameter	160mm
Cutout Hole Diameter	130mm
Recessed Ceiling	Yes
Depth Required	60mm
Indoor	Yes
Adjustable	No

## Electrical Characteristics

Gear	External-Included
Fitting + Driver	
Input Voltage	220-240V
50 Hz	Yes
60 Hz	Yes
Safety Class	
Power(Watts)	15W
IP Rating	IP20
Light Source	LED built in
Dimmable	No
F Mark	

Fitting	
Input Type	Constant Current
Input Current	280mA
Voltage	45V
Safety Class	
Power(Watts)	12,6W
IP Rating	IP20
Light Source	LED built in
LED Type	SMD 2835
LED Brand	Sanan

LED Number

30

Pobrano z mamadecor.pl

F Mark



## Gear

Gear Type

Led Driver

Input Voltage

220-240V

50 Hz

Yes

60 Hz

Yes

Power(Watts)

11,7-17,7W

Power Factor

0,95

Constant Current

Yes

Output

280mA

Voltage Range

42-63V

IP Rating

IP20

Safety Class



Dimmable

No

Housing Material

Plastic

Output Terminal

Cable

Brand

Lifud

## Illumination Data

Colour Temperature

3000K

Lumen Output

1050lm

Light Efficiency

70lm/W

CRI

80

Beam Angle

120°

Illumination Diagram



## Packing Info

Box Length

17cm

Box Width	17cm
Box Height	6cm
Box Weight	0,290kg
Pcs/Carton	30
Barcode	5291889045809
HS Code	9405409900

#### Certification & Warranty

Warranty	2 Years
Weee Directive	Yes

switch to  
**one light!**

one  
LIGHT

