

06 Downlights Fixed LED>Dark Light Downlights

10113A/W/W



13W COB LED recessed downlight, IP20.

Complete with 350mA driver.

Complies with standard EN60598-1 and any other specific standards.



Downloads



Dimensions



Gallery



Physical Specification

Item Group

06 Downlights Fixed LED

Family

Dark Light Downlights

Order Code

10113A/W/W

Colour

White

Material

Aluminium

Shape



Circular


Height

114mm


Diameter	110mm
Cutout Hole Diameter	95mm
Recessed Ceiling	Yes
Depth Required	130mm
Indoor	Yes
Adjustable	No

Electrical Characteristics


Gear	External-Included
Fitting + Driver	
Input Voltage	100-240V
50 Hz	Yes
60 Hz	Yes
Safety Class	
Power(Watts)	15W
IP Rating	IP20
Light Source	LED built in
Dimmable	No
F Mark	

Fitting	
Input Type	Constant Current
Input Current	350mA
Voltage	40V
Safety Class	
Power(Watts)	14W
IP Rating	IP20
Light Source	LED built in
LED Type	COB
LED Brand	Cree

Gear

Gear Type	Led Driver
Input Voltage	100-240V
50 Hz	Yes
60 Hz	Yes
Power(Watts)	8-16W
Power Factor	0,9
Constant Current	Yes
350mA	23-46v
IP Rating	IP20
Safety Class	
Dimmable	No
Ambient Temp	50°C
Operating Temp	80°C
Housing Material	Plastic
Output Terminal	Cable
Brand	Eaglerise

Illumination Data

Colour Temperature	3000K
Lumen Output	1000lm
Light Efficiency	66,67lm/W
CRI	80
Beam Angle	50°
Illumination Diagram	
Dark Light	Yes

Packing Info

Box Length	13,5cm
Box Width	13,5cm
Box Height	14,5cm
Box Weight	0,59kg
Pcs/Carton	20
Barcode	5291889032656
HS Code	9405409900

Certification & Warranty

Warranty	3 Years
Weee Directive	Yes

switch to
one light!

one
LIGHT

