

# INSTALLATION MANUAL

## 12112A

**LED**  
BUILT IN



**DARK**  
LIGHT

**CE EAC UK CA**

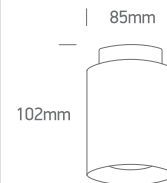
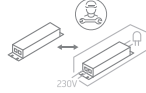
**RoHS**  
COMPLIANT



**NOT**  
DIMMABLE

230V | COB LED | 10W+2W | IP20 | Aluminium  
Complete with 300mA driver.

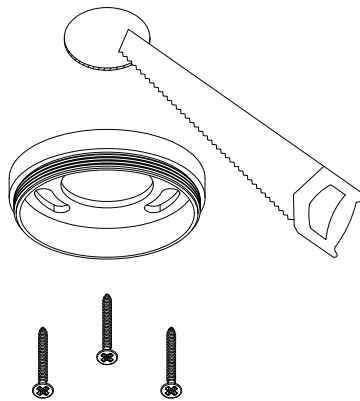
**90**  
CRI



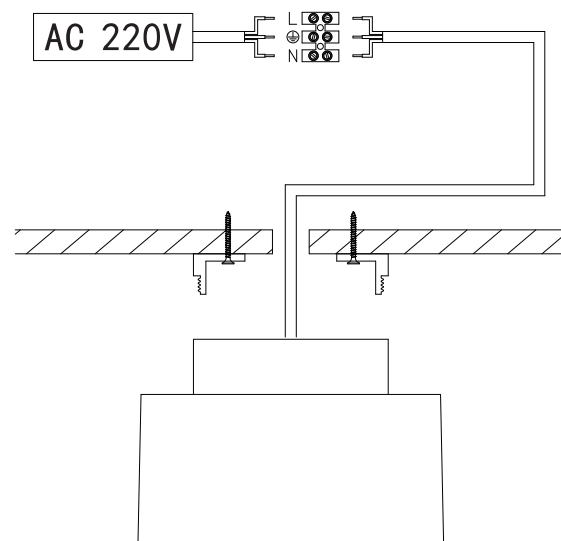
**one**  
LIGHT

**A**

**CUT OUT:  $\phi 25\text{mm}$**

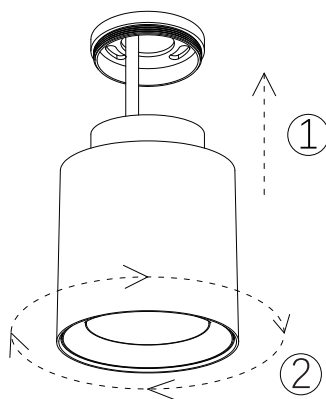


**B**




**C**

**LOCK**



**D**



### Warnings:

1. Make sure that the product is installed properly before connecting to electricity.
2. Do not cover the fitting.
3. Maintenance and installation should only be carried out by a professional electrician.