

# INSTALLATION MANUAL

## 12110H

**LED**  
BUILT IN



**DARK**  
**LIGHT**

**90**  
**CRI**

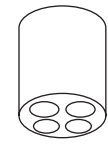
**CE ENEC UK**

**CA**

**RoHS**  
COMPLIANT



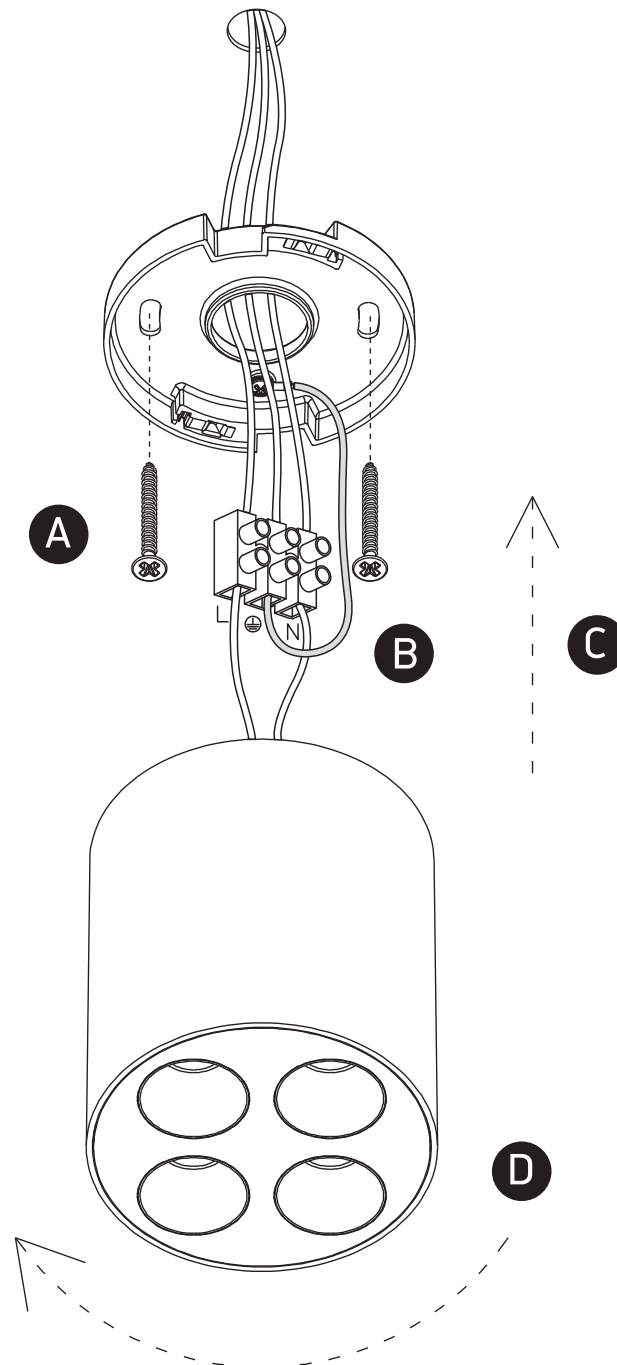
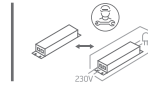
72mm



83mm

**one**  
LIGHT

230V | SMD 3535 | 10W | IP20 | Aluminium  
Complete with 700mA driver.



### Warnings:

1. Make sure that the product is installed properly before connecting to electricity.
2. Do not cover the fitting.
3. Maintenance and installation should only be carried out by a professional electrician.