

06 Downlights Fixed LED&gt;The Dark Light Dome Reflector Die cast

10108FD/W/W



8W LED Dark Light Dome Reflector, IP20.

Complete with 300mA driver.

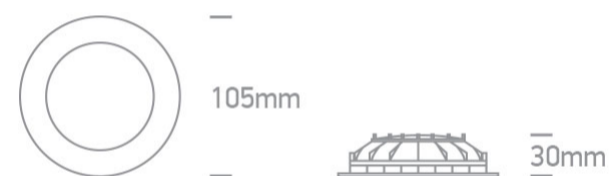
Complies with standard EN60598-1 and any other specific standards.



## Downloads



## Dimensions



## Gallery



## Physical Specification

Item Group

06 Downlights Fixed LED

Family

The Dark Light Dome Reflector Die cast

Order Code

10108FD/W/W

Colour

White

Material

Die Cast

Shape



Circular


Height

30mm

Diameter	105mm
Cutout Hole Diameter	94mm
Recessed Ceiling	Yes
Depth Required	60mm
Indoor	Yes
Adjustable	No

## Electrical Characteristics

Gear	External-Included
Fitting + Driver	
Input Voltage	220-240V
50 Hz	Yes
60 Hz	Yes
Safety Class	
Power(Watts)	8W
IP Rating	IP20
Light Source	LED built in
Dimmable	No
F Mark	

Fitting	
Input Type	Constant Current
Input Current	300mA
Voltage	25V
Safety Class	
Power(Watts)	7,5W
IP Rating	IP20
Light Source	LED built in
LED Type	SMD 2835
LED Brand	Sanan

## Gear

Gear Type

Led Driver

Input Voltage

220-240V

50 Hz

Yes

60 Hz

Yes

Power(Watts)

4,5-7,5W

Power Factor

0,5

Constant Current

Yes

300mA

15-25V

IP Rating

IP20

Safety Class



Dimmable

No

Housing Material

Plastic

Output Terminal

Cable

Brand

Kegu

Protection

Short Circuit and Overload

## Illumination Data

Colour Temperature

3000K

Lumen Output

560lm

Light Efficiency

70lm/W

CRI

80

Illumination Diagram



Dark Light

Yes

## Packing Info

Box Length

13cm

Box Width

11,5cm

Box Height	4cm
Box Weight	0,20Kg
Pcs/Carton	45
Barcode	5291889051589
HS Code	9405409900

#### Certification & Warranty

Warranty	2 Years
Average Lifetime	30000hrs
Weee Directive	Yes

switch to  
**one light!**

one  
LIGHT

