

07 Downlights Adjustable LED>Adjustable Multi LED Aluminium

11106LB/W/35



6W LED adjustable multiled downlight, IP20.

Requires 350mA driver.

Complies with standard EN60598-1 and any other specific standards.



#### Downloads



#### Dimensions



#### Gallery



#### Must be ordered separately





89008

## Physical Specification

Item Group	07 Downlights Adjustable LED
Family	Adjustable Multi LED Aluminium
Order Code	11106LB/W/35
Colour	Black
Material	Aluminium
Shape	Circular
Height	40mm
Diameter	105mm
Cutout Hole Diameter	90mm
Recessed Ceiling	Yes
Depth Required	50mm
Indoor	Yes
Adjustable	1 Direction


## Electrical Characteristics

## Fitting

Input Type	Constant Current
Input Current	350mA
Safety Class	
Power(Watts)	6W
IP Rating	IP20
Light Source	LED built in
LED Number	6
Cable Length	40cm
F Mark	

## Illumination Data

Colour Temperature	3000K
--------------------	-------

Lumen Output	270lm
Light Efficiency	45lm/W
Beam Angle	35°
Illumination Diagram	

## Packing Info

Pcs/Carton	50
Barcode	5291889022084
HS Code	9405409900

## Certification &amp; Warranty

Warranty	2 Years
Weee Directive	Yes

switch to  
**one light!**

one  
LIGHT

