

04 Recessed Spots Adjustable LED>The Super Narrow Beam

11106DB/W/W



6W LED recessed adjustable spot, IP20.

Requires 500mA driver.

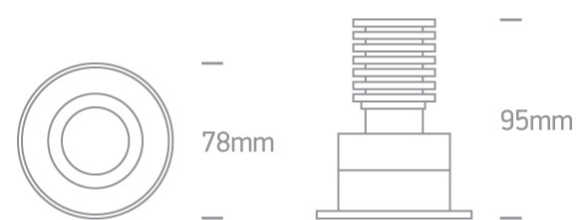
Complies with standard EN60598-1 and any other specific standards.



Downloads



Dimensions





Physical Specification


Item Group	04 Recessed Spots Adjustable LED
Family	The Super Narrow Beam
Order Code	11106DB/W/W
Colour	White
Material	Die Cast
Shape	Circular
Height	95mm
Diameter	78mm
Cutout Hole Diameter	68mm
Recessed Ceiling	Yes
Depth Required	110mm
Indoor	Yes

Electrical Characteristics

Fitting

Input Type	Constant Current
Input Current	500mA
Voltage	12V
Safety Class	
Power(Watts)	6W
IP Rating	IP20
Light Source	LED built in
LED Type	COB
LED Brand	Cree
Cable Length	20cm
F Mark	

Illumination Data

Colour Temperature	3000K
Lumen Output	540lm
Light Efficiency	90lm/W
CRI	80
Beam Angle	4°
Illumination Diagram	
Dark Light	Yes

Packing Info

Pcs/Carton	30
Barcode	5291889060819
HS Code	9405409900

Certification & Warranty

Warranty

3 Years

Weee Directive

Yes

switch to
one light!

one
LIGHT

