

## 04 Recessed Spots Adjustable LED>The Super Narrow Beam

# 11102DB/W/W



2W LED super narrow beam recessed adjustable spot, IP20.

Requires 700mA driver.

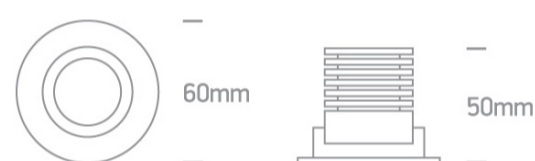
Complies with standard EN60598-1 and any other specific standards.



### Downloads



### Dimensions



### Must be ordered separately



89004A



89004AT



### Physical Specification

Item Group	04 Recessed Spots Adjustable LED
Family	The Super Narrow Beam
Order Code	11102DB/W/W
Colour	White
Material	Die Cast
Shape	Circular

Height	50mm
Diameter	60mm
Cutout Hole Diameter	52mm
Recessed Ceiling	Yes
Depth Required	65mm
Indoor	Yes
Adjustable	1 Direction

## Electrical Characteristics

## Fitting

Input Type	Constant Current
Input Current	700mA
Voltage	3V
Safety Class	
Power(Watts)	2W
IP Rating	IP20
Light Source	LED built in
LED Type	COB
LED Brand	Citizen
Cable Length	40cm
F Mark	

## Illumination Data

Colour Temperature	3000K
Lumen Output	140lm
Light Efficiency	70lm/W
CRI	80
Beam Angle	3°
Illumination Diagram	

## Packing Info

Pcs/Carton	100
Barcode	5291889064336
HS Code	9405409900

## Certification & Warranty

Warranty	3 Years
Weee Directive	Yes

switch to  
**one light!**

one  
LIGHT

