

INSTALLATION MANUAL

10142

ecodownlight

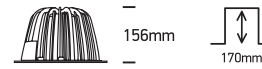


Ra>80



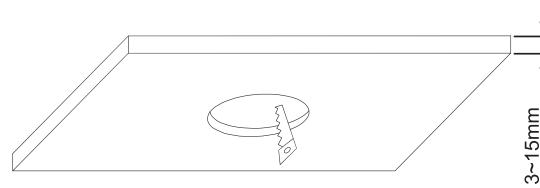
100-240V | 42W | IP20 | Aluminium

Complete with driver.
Ring must be ordered separately.



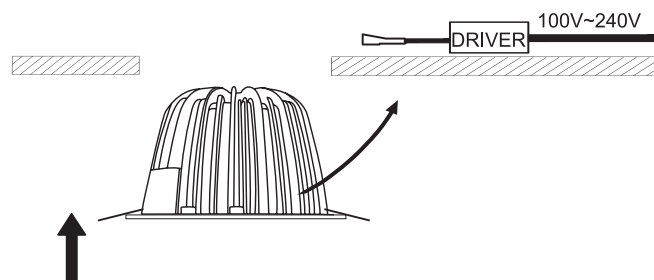
one
LIGHT

A

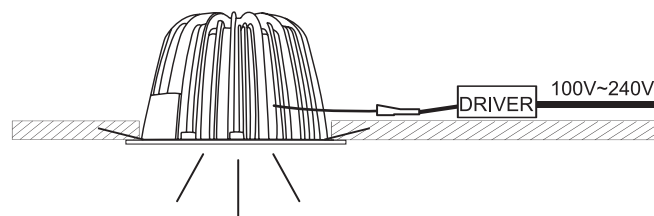


CUTOUT HOLE:180mm

B



C



Warnings:

1. Make sure that the product is installed properly before connecting to electricity.
2. Do not cover the fitting.
3. Maintenance and installation should only be carried out by a professional electrician.