

06 Downlights Fixed LED>Floating Panels Range Adjustable Cut Out Hole

10114CE/W

14W Downlight LED, IP20

Complete with 300mA driver.

Complies with standard EN60598-1 and any other specific standards.



Downloads



Dimensions



Gallery



Physical Specification

Item Group

06 Downlights Fixed LED

Family

Floating Panels Range Adjustable Cut Out Hole

Order Code

10114CE/W

Colour

White

Material

Aluminium

Diffuser Material



PC


Shape

Circular

Height	24mm
Diameter	160mm
Cutout Hole Diameter	60mm-140mm
Recessed Ceiling	Yes
Depth Required	40mm
Indoor	Yes
Adjustable	No

Electrical Characteristics

Gear	External-Included
Fitting + Driver	
Input Voltage	220-240V
50 Hz	Yes
60 Hz	Yes
Safety Class	
Power(Watts)	14W
IP Rating	IP20
Light Source	LED built in
Dimmable	No
F Mark	

Fitting	
Input Type	Constant Current
Input Current	300mA
Voltage	40V
Safety Class	
Power(Watts)	12W
IP Rating	IP20
Light Source	LED built in
LED Type	SMD 4014

Gear

Gear Type

Led Driver

Input Voltage

220-240V

50 Hz

Yes

60 Hz

Yes

Power(Watts)

9-14W

Power Factor

0,5

Constant Current

Yes

300mA

30-42V

IP Rating

IP20

Safety Class



Dimmable

No

Housing Material

Plastic

Output Terminal

Cable

Brand

Eaglerise

Illumination Data

Colour Temperature

3000K

Lumen Output

1550lm

Light Efficiency

110,71lm/W

CRI

80

Illumination Diagram



Packing Info

Pcs/Carton

40

Barcode

5291889066439

HS Code

9405409900

Certification & Warranty

Warranty

2 Years

Weee Directive

Yes

switch to
one light!

one
LIGHT

