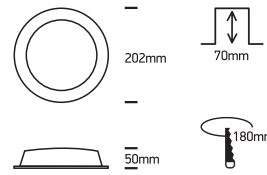


# INSTALLATION MANUAL

10120

ecodownlight

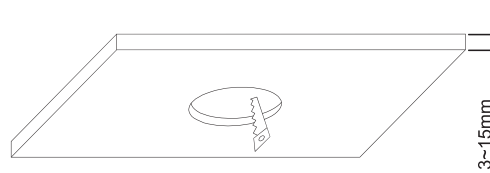


100-240V | 20W | IP44 | Aluminium

Complete with LED driver

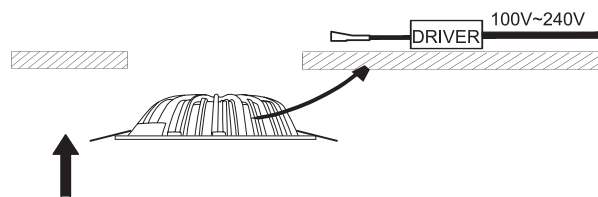


**A**

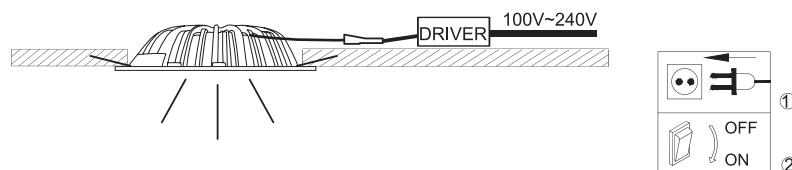


Cutting Hole:  
180mm

**B**



**C**



## Warnings:

1. Make sure that the product is installed properly before connecting to electricity.
2. Do not cover the fitting.
3. Maintenance and installation should only be carried out by a professional electrician.