

06 Downlights Fixed LED>Floating Panels Range Adjustable Cut Out Hole

10110CE/W

10W Downlight LED, IP20

Complete with 250mA driver.

Complies with standard EN60598-1 and any other specific standards.



Downloads



Dimensions



Gallery



Physical Specification

Item Group

06 Downlights Fixed LED

Family

Floating Panels Range Adjustable Cut Out Hole

Order Code

10110CE/W

Material

Aluminium

Diffuser Material

PC

Shape



Circular


Height

24mm

Diameter	120mm
Cutout Hole Diameter	60mm-100mm
Recessed Ceiling	Yes
Depth Required	40mm
Indoor	Yes
Adjustable	No

Electrical Characteristics

Gear	External-Included
Fitting + Driver	
Input Voltage	220-240V
50 Hz	Yes
60 Hz	Yes
Safety Class	
Power(Watts)	10W
IP Rating	IP20
Light Source	LED built in
Dimmable	No
F Mark	

Fitting	
Input Type	Constant Current
Input Current	250mA
Voltage	38V
Safety Class	
Power(Watts)	9,5W
IP Rating	IP20
Light Source	LED built in
LED Type	SMD 4014

Gear

Gear Type

Led Driver

Input Voltage

220-240V

50 Hz

Yes

60 Hz

Yes

Power(Watts)

7,5-10,5W

Power Factor

0,5

Constant Current

Yes

250mA

30-42V

IP Rating

IP20

Safety Class



Dimmable

No

Housing Material

Plastic

Output Terminal

Cable

Brand

Eaglerise

Illumination Data

Colour Temperature

3000K

Lumen Output

1100lm

Light Efficiency

110lm/W

CRI

80

Illumination Diagram



Packing Info

Pcs/Carton

40

Barcode

5291889066422

HS Code

9405409900

Certification & Warranty

Warranty

2 Years

Weee Directive

Yes

switch to
one light!

one
LIGHT

