

02 Recessed Spots Fixed LED>The LED Glass Range

## 10106G/W



6W LED Glass range recessed spot IP20.

Requires 350mA driver.

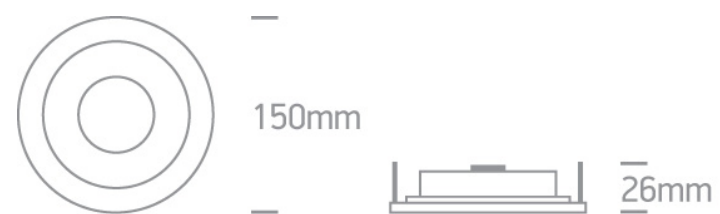
Complies with standard EN60598-1 and any other specific standards.



### Downloads



### Dimensions



### Gallery



### Must be ordered separately





89008

## Physical Specification

Item Group	02 Recessed Spots Fixed LED
Family	The LED Glass Range
Order Code	10106G/W
Material	Acrylic
Shape	Circular
Height	26mm
Diameter	150mm
Cutout Hole Diameter	100mm
Recessed Ceiling	Yes
Depth Required	60mm
Indoor	Yes
Adjustable	No

## Electrical Characteristics

## Fitting

Input Type	Constant Current
Input Current	350mA
Safety Class	
Power(Watts)	6W
IP Rating	IP20
Light Source	LED built in
LED Number	6
Cable Length	40cm
F Mark	

## Illumination Data

Colour Temperature	3000K
Lumen Output	205lm

Light Efficiency

34,17lm/W

Pobrano z mamadecor.pl

Illumination Diagram



## Packing Info

Pcs/Carton

32

Barcode

5291889026518

HS Code

9405409900

## Certification & Warranty

Warranty

3 Years

Weee Directive

Yes

switch to  
**one light!**

one  
LIGHT

